

Institution Data



Bureau for Private Postsecondary Education

Department of Consumer Affairs

2020 Annual Report

Institution Data Workflow

[\(Printer Friendly Annual Report Instructions Document\)](#)

2020 BPPE Annual Report - Institution - General Info

Annual Report data is institutional data that is combined for the main location, branch and all satellite locations.

1. Report Year *

2020

2. Institution Code *

Enter valid Institution Code (main location). Only entry of valid Institution Code will auto-populate the read-only Institution Name field in question #3.

57064558

3. Institution Name (auto-populated) *

If a valid Institution Code is entered in question #2, the Institution Name will auto-populate. If incorrect Institution Code is entered, you must clear out the Code field in question #2, then enter the correct Institution Code to re-fill the Institution Name with the correct Institution Name.

University of Arizona Global Campus

4. Street Address (Physical Location) *

8620 Spectrum Center Blvd.

5. City *

San Diego

6. State *

CA

7. Zip Code *

92123

8. Check all that apply to the form of business organization of this institution: *

Non-profit corporation

9. Number of Branch Locations *

Indicate the number of branch locations associated with the main location. If none, enter zero ("0")

0

10. Number of Satellite Locations *

Indicate the number of branch locations associated with the main location or branch location. If none, enter zero ("0")

0

Fees / Accreditation

2020 BPPE Annual Report - Institution - Fees/Accreditation

Display Instructions for #11 - #14 (Toggle)

Not Checked

11a. Is this institution current with all assessments to the Student Tuition Recovery Fund? *

Yes

11b. Is this institution current on Annual Fees? *

Yes

12. Is your institution accredited by an accrediting agency/agencies recognized by the United States Department of Education? *

Yes

You indicated "Yes" to #12 above, please identify the accrediting agency(ies) below.

Follow the tips below to select more than one agency:

FOR PC USERS: While using the mouse to select items, make sure you hold down the Control (Ctrl) key.

FOR MAC USERS: While using the mouse to select items, make sure you hold down the Command (Cmd) key.

12a. Accrediting Agency (more than one agency may be selected) *

WASC Senior College and University Commission

13. If your institution has specialized accreditation from a recognized United States Department of Education approved specialized/programmatic accreditor, list the accreditation below.

International Assembly for Collegiate Business Education (IACBE), Commission on Accreditation for Health Informatics and Information Management Education (CAHIIM), Commision on Collegiate Nursing Education (CCNE)

14. Has any accreditation agency taken any final disciplinary action against this institution in the reporting year? Indicate "yes" if the institution has had final disciplinary action taken against it by an accreditation agency; Indicate "no" if no final action has been taken against the institution by an accreditation agency. If Yes, please upload a copy of the action at #14a. *

No

Financial

2020 BPPE Annual Report - Institution - Financial

For the questions below, please disclose any funds received by the institution from the federal and/or state government to provide services to the general public.

Display Instructions for #15 - #26 (Toggle)

Not Checked

15. Does your institution participate in federal financial aid programs under Title IV of the Federal Higher Education Act? (This includes federal loans and grants) *

Yes

15a. What is the total amount of Title IV funds received by your institution in this Reporting Year? *

\$445,379,471.20

16. Does your institution participate in veterans' financial aid education programs? *

Yes

16a. What is the total amount of veterans' financial aid funds received by your institution in this Reporting Year? *

\$31,553,689.72

17. Does your institution participate in the Cal Grant program? *

No

18. Is your institution on California's Eligible Training Provider List (ETPL)? *

No

19. Is your institution receiving funds from the Work Innovation and Opportunity Act (WIOA) Program? *

No

20. Does your Institution participate in, or offer, any other state or federal government financial aid programs? (i.e., vocational rehab...) *

Yes

20a. You indicated "Yes" for #20, please provide the name of the financial aid program below. *

Military tuition assistance, State voc rehab, state grants, Americorps

20b. What is the total amount of any other state or federal funds received by your institution in the reporting year?

\$26,060,649.73

21. Provide the percentage of institutional income during this Reporting Year derived from public funding. *
If none, indicate "0".

65

22. Does your Institution participate in, or offer any non-government financial aid programs? (i.e., private grants/loans, institutional grants/loans) *

Yes

22a. You indicated "Yes" for #22, please provide the name of the financial aid programs below.

Private grants/loans, Third party grants/scholarships, Institutional grants/scholarships

23. The percentage of institutional income in the reporting year derived from any non-government financial aid. *

17.6

24. Enter the most recent three-year cohort default rate reported by the U.S. Department of Education for this institution, if applicable. *
If Not Applicable, indicate "0".

11

25. Provide the percentage of the students who attended this institution during this Reporting Year who received federal student loans to help pay their cost of education at the school. *
If none, indicate "0".

57

26. Provide the average amount of federal student loan debt of graduates who took out federal student loans at this institution. *

\$44,192.00

Offerings

2020 BPPE Annual Report - Institution - Offerings

Display Instructions for #27 - #37 (Toggle)

Not Checked

27. Total number of students enrolled at this institution in the reporting year. Indicate the number of students attending and/or enrolled in all programs at your institution (minus the number of students in the reporting year who cancelled during the cancellation period) January 1st through December 31st . *

If none, indicate "0".

8590

28. Number of Doctorate Degree Programs Offered?
Indicate the number of Doctorate degree Programs the institution offered for the reporting year. (Number of Programs not Students) *

If none, indicate "0".

4

30. Number of Master Degree Programs Offered?
Indicate the number of Master degree Programs the institution offered for the reporting year. (Number of Programs not Students) *

If none, indicate "0".

22

32. Number of Bachelor Degree Programs Offered?
Indicate the number of Bachelor degree Programs the institution offered for the reporting year. (Number of Programs not Students) *

If none, indicate "0".

60

29. Number of Students enrolled in Doctorate programs at this institution? Indicate the number of students enrolled and/or active in all Doctorate programs at your institution in the reporting year as of January 1st through December 31st, minus the number of students who cancelled during the cancellation period. *

If none, indicate "0".

150

31. Number of Students enrolled in Master programs at this institution? Indicate the number of students enrolled and/or active in all Master programs at your institution in the reporting year as of January 1st through December 31st, minus the number of students who cancelled during the cancellation period. *

If none, indicate "0".

1506

33. Number of Students enrolled in Bachelor programs at this institution? Indicate the number of students enrolled and/or active in all Bachelor programs at your institution in the reporting year as of January 1st through December 31st, minus the number of students who cancelled during the cancellation period. *

If none, indicate "0".

6823

34. Number of Associate Degree Programs Offered?

Indicate the number of Associate degree Programs offered for the reporting year. (Number of Programs not Students) *

If none, indicate "0".

2

36. Number of Diploma or Certificate Programs Offered?

Indicate the number of Diploma or Certificate Programs offered for the reporting year. (Number of Programs not Students) *

If none, indicate "0".

0

Total Program Count

88

35. Number of Students enrolled in Associate programs at this institution? Indicate the number of students

enrolled and/or active in all Associate programs at your institution in the reporting year as of January 1st through December 31st, minus the number of students who cancelled during the cancellation period. *

If none, indicate "0".

111

37. Number of Students enrolled in diploma or certificate programs at this institution? Indicate the number of

students enrolled and/or active in all diploma/certificate programs at your institution in the reporting year as of January 1st through December 31st, minus the number of students who cancelled during the cancellation period. *

If none, indicate "0".

0

Website / Uploads

2020 BPPE Annual Report - Institution - Website and Required Uploads

An institution that maintains a website, shall provide on the homepage of that website, clear and conspicuous links to the most recent Annual Report submitted to the Bureau, the Catalog, and School Performance Fact Sheet (CEC §94913).**

**The Bureau recommends a portion of the school's website dedicated to providing students with the required information below.

Uploads for Documents must be in PDF format. Other formatting may be too large to upload and will be rejected by BPPE staff.

Institution's Website

www.uagc.edu

38. Upload School Performance

Fact Sheet *

Required file format = PDF

2019-2020 UAGC Fact Sheets.pdf

39. Upload Catalog *

Required file format = PDF

2020-2021_UAGC_Academic_Catalog.pdf

40. Upload Enrollment Agreement *

Required file format = PDF

UAGC Enrollment Agreement.pdf

The file upload facility below (#41) is ONLY for use when BPPE requests additional supporting documentation. The initial submission of the Annual Report does not require any action below.

41. General File Upload (only use as directed by BPPE staff)

Recommended file format = PDF

Institution Information



**Bureau for Private
Postsecondary Edu**
Department of Consumer Affairs

2020 Annual Report

Program Data Workflow

(Printer Friendly Annual Report Instructions Document)

2020 BPPE Annual Report - Program - Institution Data

Complete one Program Data Workflow for EACH educational program offered (advertised) by the institution in the reporting year. If an institution offers the same program at the main location and a branch location, combine the data together and submit one Program Data Workflow for the program being reported.

1. Report Year *

2020

2. Institution Code *

Enter valid Institution Code (main location). Only entry of valid Institution Code will auto-populate the read-only Institution Name field in question #3.

57064558

3. Institution Name (auto-populated) *

If a valid Institution Code is entered in question #2, the Institution Name will auto-populate. If incorrect Institution Code is entered, you must clear out the Code field in question #2, then enter the correct Institution Code to re-fill the Institution Name with the correct Institution Name.

University of Arizona Global Campus

Program Name

2020 BPPE Annual Report - Program - Program Name

Display Instructions for #4 - #7 (Toggle)

Not Checked

4. Name of Program *

Early Childhood Education

5. Program Level? Indicate the academic level of the program you are entering, (e.g., Doctorate, Masters, Bachelor, Associate, Diploma/Certificate, Other). If you indicate 'Other', please enter the Program Level in #5a. *

Associate

6. Select the Classification of Instructional Programs (CIP) Code that applies to this educational program. Select from the dropdown list the code that most accurately corresponds to the educational program. (Optional)

7. Select all Standard Occupational Classification (SOC) Codes that apply to this program. Select all applicable codes from the dropdown list. (Optional)

Financial and Graduation

2020 BPPE Annual Report - Program - Financial Data and Graduation Rates

Display Instructions for #8 - #18 (Toggle)

Not Checked

8. Number of Degrees, Diplomas or Certificates Awarded *
If none, indicate "0".

21

9. Total Charges for this Program *

\$39,600.00

10. The percentage of enrolled students in the reporting year receiving federal student loans to pay for this program *

72

11. The percentage of graduates in the reporting year who took out federal student loans to pay for this program *

73

12. Number of Students Who Began the Program *
If none, indicate "0".

72

13. Number of Students Available for Graduation *
If none, indicate "0".

72

14. Number of On-time Graduates *
If none, indicate "0".

4

15. Completion Rate
This is a calculated field based on #14 and #13.

5.55556

16. 150% Graduates?

17. 150% Completion Rate
This is a calculated field based on #16 and #13.

0

18. Is the above data taken from the Integrated Postsecondary Education Data System (IPEDS) of the United States Department of Education? *

No

Placement Data

2020 BPPE Annual Report - Program - Placement Data

Display Instructions for #19 - #23 (Toggle)

Not Checked

19. Graduates Available for Employment *
If none, indicate "0".

18

20. Graduates Employed in the Field *
If none, indicate "0".

3

21. Placement Rate
This is a calculated field based on #17 and #18.

16.66667

22. Graduates employed in the field...

22a. 20 to 29 hours per week *
If none, indicate "0".

0

22b. at least 30 hours per week *
If none, indicate "0".

2

23. Indicate the number of graduates employed...

23a. In a single position in the field of study *
If none, indicate "0".

2

23b. In concurrent aggregated positions in the field of
study (2 or more positions at the same time) *
If none, indicate "0".

0

23c. Freelance/self-employed *
If none, indicate "0".

0

23d. By the institution or an employer owned by the
institution, or an employer who shares ownership with
the institution *
If none, indicate "0".

0

Allied Health

2020 BPPE Annual Report - Program - Allied Health Professionals

Display Instructions for #24-25 (Toggle)

Not Checked

24. Does this "Program" lead to a certificate or degree related to one or more of
the following allied health professionals that requires clinical training? *

No

Exam Passage Rate

2020 BPPE Annual Report - Program - Exam Passage Rate

Display Instructions for #26 (Toggle)

Not Checked

26. Does this educational program lead to an occupation that requires State licensing? *

No

You have indicated "No" for question #22, please proceed to 'Salary Data'.

Salary Data

2020 BPPE Annual Report - Program - Salary Data

Display Instructions for #43-45 (Toggle)

Not Checked

43. Graduates Available for Employment

This field is auto-populated based on your entry in #17.

18

44. Graduates Employed in the Field

This field is auto-populated based on your entry in #18.

3

45. Graduates Employed in the Field Reported receiving the following Salary or Wage:

For graduates employed in the field, indicate their salaries/earnings below. **If there are none in any specific range, indicate "0."**

\$0 - \$5,000 *

0

\$10,001 - \$15,000 *

1

\$20,001 - \$25,000 *

0

\$30,001 - \$35,000 *

1

\$5,001 - \$10,000 *

0

\$15,001 - \$20,000 *

0

\$25,001 - \$30,000 *

0

\$35,001 - \$40,000 *

0

\$40,001 - \$45,000 *

0

\$50,001 - \$55,000 *

0

\$60,001 - \$65,000 *

0

\$70,001 - \$75,000 *

0

\$80,001 - \$85,000 *

0

\$90,001 - \$95,000 *

0

Over \$100,000 *

0

\$45,001 - \$50,000 *

0

\$55,001 - \$60,000 *

0

\$65,001 - \$70,000 *

0

\$75,001 - \$80,000 *

0

\$85,001 - \$90,000 *

0

\$95,001 - \$100,000 *

0

Institution Information



**Bureau for Private
Postsecondary Education**
Department of Consumer Affairs

2020 Annual Report Program Data Workflow

(Printer Friendly Annual Report Instructions Document)

2020 BPPE Annual Report - Program - Institution Data

Complete one Program Data Workflow for EACH educational program offered (advertised) by the institution in the reporting year. If an institution offers the same program at the main location and a branch location, combine the data together and submit one Program Data Workflow for the program being reported.

1. Report Year *

2020

2. Institution Code *

Enter valid Institution Code (main location). Only entry of valid Institution Code will auto-populate the read-only Institution Name field in question #3.

57064558

3. Institution Name (auto-populated) *

If a valid Institution Code is entered in question #2, the Institution Name will auto-populate. If incorrect Institution Code is entered, you must clear out the Code field in question #2, then enter the correct Institution Code to re-fill the Institution Name with the correct Institution Name.

University of Arizona Global Campus

Program Name

2020 BPPE Annual Report - Program - Program Name

Display Instructions for #4 - #7 (Toggle)
Not Checked

4. Name of Program *

Military Studies

5. Program Level? Indicate the academic level of the program you are entering, (e.g., Doctorate, Masters, Bachelor, Associate, Diploma/Certificate, Other). If you indicate 'Other', please enter the Program Level in #5a. *

Associate

6. Select the Classification of Instructional Programs (CIP) Code that applies to this educational program. Select from the dropdown list the code that most accurately corresponds to the educational program. (Optional)

7. Select all Standard Occupational Classification (SOC) Codes that apply to this program. Select all applicable codes from the dropdown list. (Optional)

Financial and Graduation

2020 BPPE Annual Report - Program - Financial Data and Graduation Rates

Display Instructions for #8 - #18 (Toggle)
Not Checked

8. Number of Degrees, Diplomas or Certificates Awarded *

If none, indicate "0".

4

9. Total Charges for this Program *

\$37,830.00

10. The percentage of enrolled students in the reporting year receiving federal student loans to pay for this program *

69

11. The percentage of graduates in the reporting year who took out federal student loans to pay for this program *

71

12. Number of Students Who Began the Program *

If none, indicate "0".

10

13. Number of Students Available for Graduation *

If none, indicate "0".

10

14. Number of On-time Graduates *

If none, indicate "0".

0

15. Completion Rate

This is a calculated field based on #14 and #13.

0

16. 150% Graduates?

17. 150% Completion Rate

This is a calculated field based on #16 and #13.

0

18. Is the above data taken from the Integrated Postsecondary Education Data System (IPEDS) of the United States Department of Education? *

No

Placement Data

2020 BPPE Annual Report - Program - Placement Data

Display Instructions for #19 - #23 (Toggle)

Not Checked

19. Graduates Available for Employment *

If none, indicate "0".

4

20. Graduates Employed in the Field *

If none, indicate "0".

0

21. Placement Rate

This is a calculated field based on #17 and #18.

0

22. Graduates employed in the field...

22a. 20 to 29 hours per week *

If none, indicate "0".

0

22b. at least 30 hours per week *

If none, indicate "0".

0

23. Indicate the number of graduates employed...

23a. In a single position in the field of study *

If none, indicate "0".

0

23b. In concurrent aggregated positions in the field of study (2 or more positions at the same time) *

If none, indicate "0".

0

23c. Freelance/self-employed *

If none, indicate "0".

0

23d. By the institution or an employer owned by the institution, or an employer who shares ownership with the institution *

If none, indicate "0".

0

Allied Health

2020 BPPE Annual Report - Program - Allied Health Professionals

Display Instructions for #24-25 (Toggle)

Not Checked

24. Does this "Program" lead to a certificate or degree related to one or more of the following allied health professionals that requires clinical training? *

No

Exam Passage Rate

2020 BPPE Annual Report - Program - Exam Passage Rate

Display Instructions for #26 (Toggle)

Not Checked

26. Does this educational program lead to an occupation that requires State licensing? *

No

You have indicated "No" for question #22, please proceed to 'Salary Data'.

Salary Data

2020 BPPE Annual Report - Program - Salary Data

Display Instructions for #43-45 (Toggle)

Not Checked

43. Graduates Available for Employment

This field is auto-populated based on your entry in #17.

4

44. Graduates Employed in the Field

This field is auto-populated based on your entry in #18.

0

45. Graduates Employed in the Field Reported receiving the following Salary or Wage:

For graduates employed in the field, indicate their salaries/earnings below. **If there are none in any specific range, indicate "0."**

\$0 - \$5,000 *

0

\$10,001 - \$15,000 *

0

\$20,001 - \$25,000 *

0

\$30,001 - \$35,000 *

0

\$40,001 - \$45,000 *

0

\$50,001 - \$55,000 *

0

\$60,001 - \$65,000 *

0

\$70,001 - \$75,000 *

0

\$5,001 - \$10,000 *

0

\$15,001 - \$20,000 *

0

\$25,001 - \$30,000 *

0

\$35,001 - \$40,000 *

0

\$45,001 - \$50,000 *

0

\$55,001 - \$60,000 *

0

\$65,001 - \$70,000 *

0

\$75,001 - \$80,000 *

0

\$80,001 - \$85,000 *

0

\$90,001 - \$95,000 *

0

Over \$100,000 *

0

\$85,001 - \$90,000 *

0

\$95,001 - \$100,000 *

0

Institution Information



**Bureau for Private
Postsecondary Education**
Department of Consumer Affairs

2020 Annual Report Program Data Workflow

(Printer Friendly Annual Report Instructions Document)

2020 BPPE Annual Report - Program - Institution Data

Complete one Program Data Workflow for EACH educational program offered (advertised) by the institution in the reporting year. If an institution offers the same program at the main location and a branch location, combine the data together and submit one Program Data Workflow for the program being reported.

1. Report Year *

2020

2. Institution Code *

Enter valid Institution Code (main location). Only entry of valid Institution Code will auto-populate the read-only Institution Name field in question #3.

57064558

3. Institution Name (auto-populated) *

If a valid Institution Code is entered in question #2, the Institution Name will auto-populate. If incorrect Institution Code is entered, you must clear out the Code field in question #2, then enter the correct Institution Code to re-fill the Institution Name with the correct Institution Name.

University of Arizona Global Campus

Program Name

2020 BPPE Annual Report - Program - Program Name

Display Instructions for #4 - #7 (Toggle)
Not Checked

4. Name of Program *

Accounting

5. Program Level? Indicate the academic level of the program you are entering, (e.g., Doctorate, Masters, Bachelor, Associate, Diploma/Certificate, Other). If you indicate 'Other', please enter the Program Level in #5a. *

Bachelor

6. Select the Classification of Instructional Programs (CIP) Code that applies to this educational program. Select from the dropdown list the code that most accurately corresponds to the educational program. (Optional)

7. Select all Standard Occupational Classification (SOC) Codes that apply to this program. Select all applicable codes from the dropdown list. (Optional)

Financial and Graduation

2020 BPPE Annual Report - Program - Financial Data and Graduation Rates

Display Instructions for #8 - #18 (Toggle)
Not Checked

8. Number of Degrees, Diplomas or Certificates Awarded *

If none, indicate "0".

21

9. Total Charges for this Program *

\$70,950.00

10. The percentage of enrolled students in the reporting year receiving federal student loans to pay for this program *

55

11. The percentage of graduates in the reporting year who took out federal student loans to pay for this program *

52

12. Number of Students Who Began the Program *

If none, indicate "0".

112

13. Number of Students Available for Graduation *

If none, indicate "0".

111

14. Number of On-time Graduates *

If none, indicate "0".

28

15. Completion Rate

This is a calculated field based on #14 and #13.

25.22523

16. 150% Graduates?

17. 150% Completion Rate

This is a calculated field based on #16 and #13.

0

18. Is the above data taken from the Integrated Postsecondary Education Data System (IPEDS) of the United States Department of Education? *

No

Placement Data

2020 BPPE Annual Report - Program - Placement Data

Display Instructions for #19 - #23 (Toggle)

Not Checked

19. Graduates Available for Employment *

If none, indicate "0".

20

20. Graduates Employed in the Field *

If none, indicate "0".

7

21. Placement Rate

This is a calculated field based on #17 and #18.

35

22. Graduates employed in the field...

22a. 20 to 29 hours per week *

If none, indicate "0".

0

22b. at least 30 hours per week *

If none, indicate "0".

7

23. Indicate the number of graduates employed...

23a. In a single position in the field of study *

If none, indicate "0".

7

23b. In concurrent aggregated positions in the field of study (2 or more positions at the same time) *

If none, indicate "0".

0

23c. Freelance/self-employed *

If none, indicate "0".

0

23d. By the institution or an employer owned by the institution, or an employer who shares ownership with the institution *

If none, indicate "0".

1

Allied Health

2020 BPPE Annual Report - Program - Allied Health Professionals

Display Instructions for #24-25 (Toggle)

Not Checked

24. Does this "Program" lead to a certificate or degree related to one or more of the following allied health professionals that requires clinical training? *

No

Exam Passage Rate

2020 BPPE Annual Report - Program - Exam Passage Rate

Display Instructions for #26 (Toggle)

Not Checked

26. Does this educational program lead to an occupation that requires State licensing? *

No

You have indicated "No" for question #22, please proceed to 'Salary Data'.

Salary Data

2020 BPPE Annual Report - Program - Salary Data

Display Instructions for #43-45 (Toggle)
Not Checked

43. Graduates Available for Employment
This field is auto-populated based on your entry in #17.
20

44. Graduates Employed in the Field
This field is auto-populated based on your entry in #18.
7

45. Graduates Employed in the Field Reported receiving the following Salary or Wage:

For graduates employed in the field, indicate their salaries/earnings below. **If there are none in any specific range, indicate "0."**

\$0 - \$5,000 *	\$5,001 - \$10,000 *
0	0
\$10,001 - \$15,000 *	\$15,001 - \$20,000 *
0	0
\$20,001 - \$25,000 *	\$25,001 - \$30,000 *
0	0
\$30,001 - \$35,000 *	\$35,001 - \$40,000 *
1	1
\$40,001 - \$45,000 *	\$45,001 - \$50,000 *
1	0
\$50,001 - \$55,000 *	\$55,001 - \$60,000 *
0	0
\$60,001 - \$65,000 *	\$65,001 - \$70,000 *
1	0
\$70,001 - \$75,000 *	\$75,001 - \$80,000 *
0	0

\$80,001 - \$85,000 *

0

\$90,001 - \$95,000 *

0

Over \$100,000 *

0

\$85,001 - \$90,000 *

0

\$95,001 - \$100,000 *

0

Institution Information



**Bureau for Private
Postsecondary Education**
Department of Consumer Affairs

2020 Annual Report Program Data Workflow

(Printer Friendly Annual Report Instructions Document)

2020 BPPE Annual Report - Program - Institution Data

Complete one Program Data Workflow for EACH educational program offered (advertised) by the institution in the reporting year. If an institution offers the same program at the main location and a branch location, combine the data together and submit one Program Data Workflow for the program being reported.

1. Report Year *

2020

2. Institution Code *

Enter valid Institution Code (main location). Only entry of valid Institution Code will auto-populate the read-only Institution Name field in question #3.

57064558

3. Institution Name (auto-populated) *

If a valid Institution Code is entered in question #2, the Institution Name will auto-populate. If incorrect Institution Code is entered, you must clear out the Code field in question #2, then enter the correct Institution Code to re-fill the Institution Name with the correct Institution Name.

University of Arizona Global Campus

Program Name

2020 BPPE Annual Report - Program - Program Name

Display Instructions for #4 - #7 (Toggle)
Not Checked

4. Name of Program *

Applied Behavioral Science

5. Program Level? Indicate the academic level of the program you are entering, (e.g., Doctorate, Masters, Bachelor, Associate, Diploma/Certificate, Other). If you indicate 'Other', please enter the Program Level in #5a. *

Bachelor

6. Select the Classification of Instructional Programs (CIP) Code that applies to this educational program. Select from the dropdown list the code that most accurately corresponds to the educational program. (Optional)

7. Select all Standard Occupational Classification (SOC) Codes that apply to this program. Select all applicable codes from the dropdown list. (Optional)

Financial and Graduation

2020 BPPE Annual Report - Program - Financial Data and Graduation Rates

Display Instructions for #8 - #18 (Toggle)
Not Checked

8. Number of Degrees, Diplomas or
Certificates Awarded *
If none, indicate "0".

30

9. Total Charges for this Program *

\$70,950.00

10. The percentage of enrolled
students in the reporting year
receiving federal student loans to
pay for this program *

71

11. The percentage of graduates in
the reporting year who took out
federal student loans to pay for this
program *

74

12. Number of Students Who Began the Program *

If none, indicate "0".

197

13. Number of Students Available for Graduation *

If none, indicate "0".

197

14. Number of On-time Graduates *

If none, indicate "0".

37

15. Completion Rate

This is a calculated field based on #14 and #13.

18.78173

16. 150% Graduates?

17. 150% Completion Rate

This is a calculated field based on #16 and #13.

0

18. Is the above data taken from the Integrated Postsecondary Education Data System (IPEDS) of the United States Department of Education? *

No

Placement Data

2020 BPPE Annual Report - Program - Placement Data

Display Instructions for #19 - #23 (Toggle)

Not Checked

19. Graduates Available for Employment *

If none, indicate "0".

28

20. Graduates Employed in the Field *

If none, indicate "0".

5

21. Placement Rate

This is a calculated field based on #17 and #18.

17.85714

22. Graduates employed in the field...

22a. 20 to 29 hours per week *

If none, indicate "0".

0

22b. at least 30 hours per week *

If none, indicate "0".

3

23. Indicate the number of graduates employed...

23a. In a single position in the field of study *

If none, indicate "0".

3

23b. In concurrent aggregated positions in the field of study (2 or more positions at the same time) *

If none, indicate "0".

0

23c. Freelance/self-employed *

If none, indicate "0".

0

23d. By the institution or an employer owned by the institution, or an employer who shares ownership with the institution *

If none, indicate "0".

0

Allied Health

2020 BPPE Annual Report - Program - Allied Health Professionals

Display Instructions for #24-25 (Toggle)

Not Checked

24. Does this "Program" lead to a certificate or degree related to one or more of the following allied health professionals that requires clinical training? *

No

Exam Passage Rate

2020 BPPE Annual Report - Program - Exam Passage Rate

Display Instructions for #26 (Toggle)

Not Checked

26. Does this educational program lead to an occupation that requires State licensing? *

No**You have indicated "No" for question #22, please proceed to 'Salary Data'.**

Salary Data

2020 BPPE Annual Report - Program - Salary Data

Display Instructions for #43-45 (Toggle)

Not Checked**43. Graduates Available for Employment**

This field is auto-populated based on your entry in #17.

28**44. Graduates Employed in the Field**

This field is auto-populated based on your entry in #18.

5**45. Graduates Employed in the Field Reported receiving the following Salary or Wage:****For graduates employed in the field, indicate their salaries/earnings below. If there are none in any specific range, indicate "0."**

\$0 - \$5,000 *	\$5,001 - \$10,000 *
0	0
\$10,001 - \$15,000 *	\$15,001 - \$20,000 *
0	0
\$20,001 - \$25,000 *	\$25,001 - \$30,000 *
0	0
\$30,001 - \$35,000 *	\$35,001 - \$40,000 *
0	1
\$40,001 - \$45,000 *	\$45,001 - \$50,000 *
2	1
\$50,001 - \$55,000 *	\$55,001 - \$60,000 *
0	0
\$60,001 - \$65,000 *	\$65,001 - \$70,000 *
0	0
\$70,001 - \$75,000 *	\$75,001 - \$80,000 *
0	0

\$80,001 - \$85,000 *

0

\$90,001 - \$95,000 *

0

Over \$100,000 *

0

\$85,001 - \$90,000 *

0

\$95,001 - \$100,000 *

0

Institution Information



**Bureau for Private
Postsecondary Education**
Department of Consumer Affairs

2020 Annual Report Program Data Workflow

(Printer Friendly Annual Report Instructions Document)

2020 BPPE Annual Report - Program - Institution Data

Complete one Program Data Workflow for EACH educational program offered (advertised) by the institution in the reporting year. If an institution offers the same program at the main location and a branch location, combine the data together and submit one Program Data Workflow for the program being reported.

1. Report Year *

2020

2. Institution Code *

Enter valid Institution Code (main location). Only entry of valid Institution Code will auto-populate the read-only Institution Name field in question #3.

57064558

3. Institution Name (auto-populated) *

If a valid Institution Code is entered in question #2, the Institution Name will auto-populate. If incorrect Institution Code is entered, you must clear out the Code field in question #2, then enter the correct Institution Code to re-fill the Institution Name with the correct Institution Name.

University of Arizona Global Campus

Program Name

2020 BPPE Annual Report - Program - Program Name

Display Instructions for #4 - #7 (Toggle)
Not Checked

4. Name of Program *
Applied Linguistics

5. Program Level? Indicate the academic level of the program you are entering, (e.g., Doctorate, Masters, Bachelor, Associate, Diploma/Certificate, Other). If you indicate 'Other', please enter the Program Level in #5a. *
Bachelor

6. Select the Classification of Instructional Programs (CIP) Code that applies to this educational program. Select from the dropdown list the code that most accurately corresponds to the educational program. (Optional)

7. Select all Standard Occupational Classification (SOC) Codes that apply to this program. Select all applicable codes from the dropdown list. (Optional)

Financial and Graduation

2020 BPPE Annual Report - Program - Financial Data and Graduation Rates

Display Instructions for #8 - #18 (Toggle)
Not Checked

8. Number of Degrees, Diplomas or Certificates Awarded *
If none, indicate "0".

3

9. Total Charges for this Program *
\$70,950.00

10. The percentage of enrolled students in the reporting year receiving federal student loans to pay for this program *
62

11. The percentage of graduates in the reporting year who took out federal student loans to pay for this program *
63

12. Number of Students Who Began the Program *

If none, indicate "0".

11

13. Number of Students Available for Graduation *

If none, indicate "0".

11

14. Number of On-time Graduates *

If none, indicate "0".

4

15. Completion Rate

This is a calculated field based on #14 and #13.

36.36364

16. 150% Graduates?

17. 150% Completion Rate

This is a calculated field based on #16 and #13.

0

18. Is the above data taken from the Integrated Postsecondary Education Data System (IPEDS) of the United States Department of Education? *

No

Placement Data

2020 BPPE Annual Report - Program - Placement Data

Display Instructions for #19 - #23 (Toggle)

Not Checked

19. Graduates Available for Employment *

If none, indicate "0".

3

20. Graduates Employed in the Field *

If none, indicate "0".

0

21. Placement Rate

This is a calculated field based on #17 and #18.

0

22. Graduates employed in the field...

22a. 20 to 29 hours per week *

If none, indicate "0".

0

22b. at least 30 hours per week *

If none, indicate "0".

0

23. Indicate the number of graduates employed...

23a. In a single position in the field of study *

If none, indicate "0".

0

23b. In concurrent aggregated positions in the field of study (2 or more positions at the same time) *

If none, indicate "0".

0

23c. Freelance/self-employed *

If none, indicate "0".

0

23d. By the institution or an employer owned by the institution, or an employer who shares ownership with the institution *

If none, indicate "0".

0

Allied Health

2020 BPPE Annual Report - Program - Allied Health Professionals

Display Instructions for #24-25 (Toggle)

Not Checked

24. Does this "Program" lead to a certificate or degree related to one or more of the following allied health professionals that requires clinical training? *

No

Exam Passage Rate

2020 BPPE Annual Report - Program - Exam Passage Rate

Display Instructions for #26 (Toggle)

Not Checked

26. Does this educational program lead to an occupation that requires State licensing? *

No

You have indicated "No" for question #22, please proceed to 'Salary Data'.

Salary Data

2020 BPPE Annual Report - Program - Salary Data

Display Instructions for #43-45 (Toggle)

Not Checked

43. Graduates Available for Employment

This field is auto-populated based on your entry in #17.

3

44. Graduates Employed in the Field

This field is auto-populated based on your entry in #18.

0

45. Graduates Employed in the Field Reported receiving the following Salary or Wage:

For graduates employed in the field, indicate their salaries/earnings below. **If there are none in any specific range, indicate "0."**

\$0 - \$5,000 *

0

\$10,001 - \$15,000 *

0

\$20,001 - \$25,000 *

0

\$30,001 - \$35,000 *

0

\$40,001 - \$45,000 *

0

\$50,001 - \$55,000 *

0

\$60,001 - \$65,000 *

0

\$70,001 - \$75,000 *

0

\$5,001 - \$10,000 *

0

\$15,001 - \$20,000 *

0

\$25,001 - \$30,000 *

0

\$35,001 - \$40,000 *

0

\$45,001 - \$50,000 *

0

\$55,001 - \$60,000 *

0

\$65,001 - \$70,000 *

0

\$75,001 - \$80,000 *

0

\$80,001 - \$85,000 *

\$85,001 - \$90,000 *

0

0

\$90,001 - \$95,000 *

\$95,001 - \$100,000 *

0

0

Over \$100,000 *

0

Institution Information



**Bureau for Private
Postsecondary Education**
Department of Consumer Affairs

2020 Annual Report Program Data Workflow

(Printer Friendly Annual Report Instructions Document)

2020 BPPE Annual Report - Program - Institution Data

Complete one Program Data Workflow for EACH educational program offered (advertised) by the institution in the reporting year. If an institution offers the same program at the main location and a branch location, combine the data together and submit one Program Data Workflow for the program being reported.

1. Report Year *

2020

2. Institution Code *

Enter valid Institution Code (main location). Only entry of valid Institution Code will auto-populate the read-only Institution Name field in question #3.

57064558

3. Institution Name (auto-populated) *

If a valid Institution Code is entered in question #2, the Institution Name will auto-populate. If incorrect Institution Code is entered, you must clear out the Code field in question #2, then enter the correct Institution Code to re-fill the Institution Name with the correct Institution Name.

University of Arizona Global Campus

Program Name

2020 BPPE Annual Report - Program - Program Name

Display Instructions for #4 - #7 (Toggle)
Not Checked

4. Name of Program *

Business Administration

5. Program Level? Indicate the academic level of the program you are entering, (e.g., Doctorate, Masters, Bachelor, Associate, Diploma/Certificate, Other). If you indicate 'Other', please enter the Program Level in #5a. *

Bachelor

6. Select the Classification of Instructional Programs (CIP) Code that applies to this educational program. Select from the dropdown list the code that most accurately corresponds to the educational program. (Optional)

7. Select all Standard Occupational Classification (SOC) Codes that apply to this program. Select all applicable codes from the dropdown list. (Optional)

Financial and Graduation

2020 BPPE Annual Report - Program - Financial Data and Graduation Rates

Display Instructions for #8 - #18 (Toggle)
Not Checked

8. Number of Degrees, Diplomas or Certificates Awarded *

If none, indicate "0".

111

9. Total Charges for this Program *

\$70,950.00

10. The percentage of enrolled students in the reporting year receiving federal student loans to pay for this program *

44

11. The percentage of graduates in the reporting year who took out federal student loans to pay for this program *

49

12. Number of Students Who Began the Program *

If none, indicate "0".

316

13. Number of Students Available for Graduation *

If none, indicate "0".

314

14. Number of On-time Graduates *

If none, indicate "0".

72

15. Completion Rate

This is a calculated field based on #14 and #13.

22.92994

16. 150% Graduates?

17. 150% Completion Rate

This is a calculated field based on #16 and #13.

0

18. Is the above data taken from the Integrated Postsecondary Education Data System (IPEDS) of the United States Department of Education? *

No

Placement Data

2020 BPPE Annual Report - Program - Placement Data

Display Instructions for #19 - #23 (Toggle)

Not Checked

19. Graduates Available for Employment *

If none, indicate "0".

109

20. Graduates Employed in the Field *

If none, indicate "0".

40

21. Placement Rate

This is a calculated field based on #17 and #18.

36.69725

22. Graduates employed in the field...

22a. 20 to 29 hours per week *

If none, indicate "0".

0

22b. at least 30 hours per week *

If none, indicate "0".

40

23. Indicate the number of graduates employed...

23a. In a single position in the field of study *

If none, indicate "0".

40

23b. In concurrent aggregated positions in the field of study (2 or more positions at the same time) *

If none, indicate "0".

0

23c. Freelance/self-employed *

If none, indicate "0".

0

23d. By the institution or an employer owned by the institution, or an employer who shares ownership with the institution *

If none, indicate "0".

0

Allied Health

2020 BPPE Annual Report - Program - Allied Health Professionals

Display Instructions for #24-25 (Toggle)

Not Checked

24. Does this "Program" lead to a certificate or degree related to one or more of the following allied health professionals that requires clinical training? *

No

Exam Passage Rate

2020 BPPE Annual Report - Program - Exam Passage Rate

Display Instructions for #26 (Toggle)

Not Checked

26. Does this educational program lead to an occupation that requires State licensing? *

No

You have indicated "No" for question #22, please proceed to 'Salary Data'.

Salary Data

2020 BPPE Annual Report - Program - Salary Data

Display Instructions for #43-45 (Toggle)

Not Checked

43. Graduates Available for Employment

This field is auto-populated based on your entry in #17.

109

44. Graduates Employed in the Field

This field is auto-populated based on your entry in #18.

40

45. Graduates Employed in the Field Reported receiving the following Salary or Wage:

For graduates employed in the field, indicate their salaries/earnings below. **If there are none in any specific range, indicate "0."**

\$0 - \$5,000 *	\$5,001 - \$10,000 *
0	0
\$10,001 - \$15,000 *	\$15,001 - \$20,000 *
0	0
\$20,001 - \$25,000 *	\$25,001 - \$30,000 *
0	1
\$30,001 - \$35,000 *	\$35,001 - \$40,000 *
0	3
\$40,001 - \$45,000 *	\$45,001 - \$50,000 *
4	3
\$50,001 - \$55,000 *	\$55,001 - \$60,000 *
3	1
\$60,001 - \$65,000 *	\$65,001 - \$70,000 *
1	0
\$70,001 - \$75,000 *	\$75,001 - \$80,000 *
0	2

\$80,001 - \$85,000 *

\$85,001 - \$90,000 *

0

1

\$90,001 - \$95,000 *

\$95,001 - \$100,000 *

2

0

Over \$100,000 *

3

Institution Information



**Bureau for Private
Postsecondary Education**
Department of Consumer Affairs

2020 Annual Report Program Data Workflow

(Printer Friendly Annual Report Instructions Document)

2020 BPPE Annual Report - Program - Institution Data

Complete one Program Data Workflow for EACH educational program offered (advertised) by the institution in the reporting year. If an institution offers the same program at the main location and a branch location, combine the data together and submit one Program Data Workflow for the program being reported.

1. Report Year *

2020

2. Institution Code *

Enter valid Institution Code (main location). Only entry of valid Institution Code will auto-populate the read-only Institution Name field in question #3.

57064558

3. Institution Name (auto-populated) *

If a valid Institution Code is entered in question #2, the Institution Name will auto-populate. If incorrect Institution Code is entered, you must clear out the Code field in question #2, then enter the correct Institution Code to re-fill the Institution Name with the correct Institution Name.

University of Arizona Global Campus

Program Name

2020 BPPE Annual Report - Program - Program Name

Display Instructions for #4 - #7 (Toggle)
Not Checked

4. Name of Program *

Business Economics

5. Program Level? Indicate the academic level of the program you are entering, (e.g., Doctorate, Masters, Bachelor, Associate, Diploma/Certificate, Other). If you indicate 'Other', please enter the Program Level in #5a. *

Bachelor

6. Select the Classification of Instructional Programs (CIP) Code that applies to this educational program. Select from the dropdown list the code that most accurately corresponds to the educational program. (Optional)

7. Select all Standard Occupational Classification (SOC) Codes that apply to this program. Select all applicable codes from the dropdown list. (Optional)

Financial and Graduation

2020 BPPE Annual Report - Program - Financial Data and Graduation Rates

Display Instructions for #8 - #18 (Toggle)
Not Checked

8. Number of Degrees, Diplomas or Certificates Awarded *

If none, indicate "0".

7

9. Total Charges for this Program *

\$70,950.00

10. The percentage of enrolled students in the reporting year receiving federal student loans to pay for this program *

43

11. The percentage of graduates in the reporting year who took out federal student loans to pay for this program *

50

12. Number of Students Who Began the Program *

If none, indicate "0".

15

13. Number of Students Available for Graduation *

If none, indicate "0".

15

14. Number of On-time Graduates *

If none, indicate "0".

1

15. Completion Rate

This is a calculated field based on #14 and #13.

6.66667

16. 150% Graduates?

17. 150% Completion Rate

This is a calculated field based on #16 and #13.

0

18. Is the above data taken from the Integrated Postsecondary Education Data System (IPEDS) of the United States Department of Education? *

No

Placement Data

2020 BPPE Annual Report - Program - Placement Data

Display Instructions for #19 - #23 (Toggle)

Not Checked

19. Graduates Available for Employment *

If none, indicate "0".

7

20. Graduates Employed in the Field *

If none, indicate "0".

0

21. Placement Rate

This is a calculated field based on #17 and #18.

0

22. Graduates employed in the field...

22a. 20 to 29 hours per week *

If none, indicate "0".

0

22b. at least 30 hours per week *

If none, indicate "0".

0

23. Indicate the number of graduates employed...

23a. In a single position in the field of study *

If none, indicate "0".

0

23b. In concurrent aggregated positions in the field of study (2 or more positions at the same time) *

If none, indicate "0".

0

23c. Freelance/self-employed *

If none, indicate "0".

0

23d. By the institution or an employer owned by the institution, or an employer who shares ownership with the institution *

If none, indicate "0".

0

Allied Health

2020 BPPE Annual Report - Program - Allied Health Professionals

Display Instructions for #24-25 (Toggle)

Not Checked

24. Does this "Program" lead to a certificate or degree related to one or more of the following allied health professionals that requires clinical training? *

No

Exam Passage Rate

2020 BPPE Annual Report - Program - Exam Passage Rate

Display Instructions for #26 (Toggle)

Not Checked

26. Does this educational program lead to an occupation that requires State licensing? *

No

You have indicated "No" for question #22, please proceed to 'Salary Data'.

Salary Data

2020 BPPE Annual Report - Program - Salary Data

Display Instructions for #43-45 (Toggle)

Not Checked

43. Graduates Available for Employment

This field is auto-populated based on your entry in #17.

7

44. Graduates Employed in the Field

This field is auto-populated based on your entry in #18.

0

45. Graduates Employed in the Field Reported receiving the following Salary or Wage:

For graduates employed in the field, indicate their salaries/earnings below. **If there are none in any specific range, indicate "0."**

\$0 - \$5,000 *

0

\$10,001 - \$15,000 *

0

\$20,001 - \$25,000 *

0

\$30,001 - \$35,000 *

0

\$40,001 - \$45,000 *

0

\$50,001 - \$55,000 *

0

\$60,001 - \$65,000 *

0

\$70,001 - \$75,000 *

0

\$5,001 - \$10,000 *

0

\$15,001 - \$20,000 *

0

\$25,001 - \$30,000 *

0

\$35,001 - \$40,000 *

0

\$45,001 - \$50,000 *

0

\$55,001 - \$60,000 *

0

\$65,001 - \$70,000 *

0

\$75,001 - \$80,000 *

0

\$80,001 - \$85,000 *

\$85,001 - \$90,000 *

0

0

\$90,001 - \$95,000 *

\$95,001 - \$100,000 *

0

0

Over \$100,000 *

0

Institution Information



**Bureau for Private
Postsecondary Education**
Department of Consumer Affairs

2020 Annual Report Program Data Workflow

(Printer Friendly Annual Report Instructions Document)

2020 BPPE Annual Report - Program - Institution Data

Complete one Program Data Workflow for EACH educational program offered (advertised) by the institution in the reporting year. If an institution offers the same program at the main location and a branch location, combine the data together and submit one Program Data Workflow for the program being reported.

1. Report Year *

2020

2. Institution Code *

Enter valid Institution Code (main location). Only entry of valid Institution Code will auto-populate the read-only Institution Name field in question #3.

57064558

3. Institution Name (auto-populated) *

If a valid Institution Code is entered in question #2, the Institution Name will auto-populate. If incorrect Institution Code is entered, you must clear out the Code field in question #2, then enter the correct Institution Code to re-fill the Institution Name with the correct Institution Name.

University of Arizona Global Campus

Program Name

2020 BPPE Annual Report - Program - Program Name

Display Instructions for #4 - #7 (Toggle)
Not Checked

4. Name of Program *

Business Information Systems

5. Program Level? Indicate the academic level of the program you are entering, (e.g., Doctorate, Masters, Bachelor, Associate, Diploma/Certificate, Other). If you indicate 'Other', please enter the Program Level in #5a. *

Bachelor

6. Select the Classification of Instructional Programs (CIP) Code that applies to this educational program. Select from the dropdown list the code that most accurately corresponds to the educational program. (Optional)

7. Select all Standard Occupational Classification (SOC) Codes that apply to this program. Select all applicable codes from the dropdown list. (Optional)

Financial and Graduation

2020 BPPE Annual Report - Program - Financial Data and Graduation Rates

Display Instructions for #8 - #18 (Toggle)
Not Checked

8. Number of Degrees, Diplomas or
Certificates Awarded *
If none, indicate "0".

21

9. Total Charges for this Program *

\$70,950.00

10. The percentage of enrolled
students in the reporting year
receiving federal student loans to
pay for this program *

34

11. The percentage of graduates in
the reporting year who took out
federal student loans to pay for this
program *

40

12. Number of Students Who Began the Program *

If none, indicate "0".

64

13. Number of Students Available for Graduation *

If none, indicate "0".

63

14. Number of On-time Graduates *

If none, indicate "0".

9

15. Completion Rate

This is a calculated field based on #14 and #13.

14.28571

16. 150% Graduates?

17. 150% Completion Rate

This is a calculated field based on #16 and #13.

0

18. Is the above data taken from the Integrated Postsecondary Education Data System (IPEDS) of the United States Department of Education? *

No

Placement Data

2020 BPPE Annual Report - Program - Placement Data

Display Instructions for #19 - #23 (Toggle)

Not Checked

19. Graduates Available for Employment *

If none, indicate "0".

21

20. Graduates Employed in the Field *

If none, indicate "0".

8

21. Placement Rate

This is a calculated field based on #17 and #18.

38.09524

22. Graduates employed in the field...

22a. 20 to 29 hours per week *

If none, indicate "0".

0

22b. at least 30 hours per week *

If none, indicate "0".

7

23. Indicate the number of graduates employed...

23a. In a single position in the field of study *

If none, indicate "0".

7

23b. In concurrent aggregated positions in the field of study (2 or more positions at the same time) *

If none, indicate "0".

0

23c. Freelance/self-employed *

If none, indicate "0".

0

23d. By the institution or an employer owned by the institution, or an employer who shares ownership with the institution *

If none, indicate "0".

0

Allied Health

2020 BPPE Annual Report - Program - Allied Health Professionals

Display Instructions for #24-25 (Toggle)

Not Checked

24. Does this "Program" lead to a certificate or degree related to one or more of the following allied health professionals that requires clinical training? *

No

Exam Passage Rate

2020 BPPE Annual Report - Program - Exam Passage Rate

Display Instructions for #26 (Toggle)

Not Checked

26. Does this educational program lead to an occupation that requires State licensing? *

No

You have indicated "No" for question #22, please proceed to 'Salary Data'.

Salary Data

2020 BPPE Annual Report - Program - Salary Data

Display Instructions for #43-45 (Toggle)
Not Checked

43. Graduates Available for Employment
This field is auto-populated based on your entry in #17.
21

44. Graduates Employed in the Field
This field is auto-populated based on your entry in #18.
8

45. Graduates Employed in the Field Reported receiving the following Salary or Wage:

For graduates employed in the field, indicate their salaries/earnings below. **If there are none in any specific range, indicate "0."**

\$0 - \$5,000 *	\$5,001 - \$10,000 *
0	0
\$10,001 - \$15,000 *	\$15,001 - \$20,000 *
0	0
\$20,001 - \$25,000 *	\$25,001 - \$30,000 *
0	0
\$30,001 - \$35,000 *	\$35,001 - \$40,000 *
0	0
\$40,001 - \$45,000 *	\$45,001 - \$50,000 *
0	0
\$50,001 - \$55,000 *	\$55,001 - \$60,000 *
0	1
\$60,001 - \$65,000 *	\$65,001 - \$70,000 *
1	1
\$70,001 - \$75,000 *	\$75,001 - \$80,000 *
0	0

\$80,001 - \$85,000 *

\$85,001 - \$90,000 *

0

0

\$90,001 - \$95,000 *

\$95,001 - \$100,000 *

0

1

Over \$100,000 *

2

Institution Information



**Bureau for Private
Postsecondary Education**
Department of Consumer Affairs

2020 Annual Report Program Data Workflow

(Printer Friendly Annual Report Instructions Document)

2020 BPPE Annual Report - Program - Institution Data

Complete one Program Data Workflow for EACH educational program offered (advertised) by the institution in the reporting year. If an institution offers the same program at the main location and a branch location, combine the data together and submit one Program Data Workflow for the program being reported.

1. Report Year *

2020

2. Institution Code *

Enter valid Institution Code (main location). Only entry of valid Institution Code will auto-populate the read-only Institution Name field in question #3.

57064558

3. Institution Name (auto-populated) *

If a valid Institution Code is entered in question #2, the Institution Name will auto-populate. If incorrect Institution Code is entered, you must clear out the Code field in question #2, then enter the correct Institution Code to re-fill the Institution Name with the correct Institution Name.

University of Arizona Global Campus

Program Name

2020 BPPE Annual Report - Program - Program Name

Display Instructions for #4 - #7 (Toggle)
Not Checked

4. Name of Program *

Business Leadership

5. Program Level? Indicate the academic level of the program you are entering, (e.g., Doctorate, Masters, Bachelor, Associate, Diploma/Certificate, Other). If you indicate 'Other', please enter the Program Level in #5a. *

Bachelor

6. Select the Classification of Instructional Programs (CIP) Code that applies to this educational program. Select from the dropdown list the code that most accurately corresponds to the educational program. (Optional)

7. Select all Standard Occupational Classification (SOC) Codes that apply to this program. Select all applicable codes from the dropdown list. (Optional)

Financial and Graduation

2020 BPPE Annual Report - Program - Financial Data and Graduation Rates

Display Instructions for #8 - #18 (Toggle)
Not Checked

8. Number of Degrees, Diplomas or Certificates Awarded *

If none, indicate "0".

28

9. Total Charges for this Program *

\$70,950.00

10. The percentage of enrolled students in the reporting year receiving federal student loans to pay for this program *

27

11. The percentage of graduates in the reporting year who took out federal student loans to pay for this program *

34

12. Number of Students Who Began the Program *

If none, indicate "0".

53

13. Number of Students Available for Graduation *

If none, indicate "0".

53

14. Number of On-time Graduates *

If none, indicate "0".

13

15. Completion Rate

This is a calculated field based on #14 and #13.

24.5283

16. 150% Graduates?

17. 150% Completion Rate

This is a calculated field based on #16 and #13.

0

18. Is the above data taken from the Integrated Postsecondary Education Data System (IPEDS) of the United States Department of Education? *

No

Placement Data

2020 BPPE Annual Report - Program - Placement Data

Display Instructions for #19 - #23 (Toggle)

Not Checked

19. Graduates Available for Employment *

If none, indicate "0".

28

20. Graduates Employed in the Field *

If none, indicate "0".

12

21. Placement Rate

This is a calculated field based on #17 and #18.

42.85714

22. Graduates employed in the field...

22a. 20 to 29 hours per week *

If none, indicate "0".

0

22b. at least 30 hours per week *

If none, indicate "0".

12

23. Indicate the number of graduates employed...

23a. In a single position in the field of study *
If none, indicate "0".

12

23b. In concurrent aggregated positions in the field of
study (2 or more positions at the same time) *
If none, indicate "0".

0

23c. Freelance/self-employed *
If none, indicate "0".

0

23d. By the institution or an employer owned by the
institution, or an employer who shares ownership with
the institution *
If none, indicate "0".

0

Allied Health

2020 BPPE Annual Report - Program - Allied Health Professionals

Display Instructions for #24-25 (Toggle)

Not Checked

24. Does this "Program" lead to a certificate or degree related to one or more of the
following allied health professionals that requires clinical training? *

No

Exam Passage Rate

2020 BPPE Annual Report - Program - Exam Passage Rate

Display Instructions for #26 (Toggle)

Not Checked

26. Does this educational program lead to an occupation that requires State
licensing? *

No**You have indicated "No" for question #22, please proceed to 'Salary Data'.**

Salary Data

2020 BPPE Annual Report - Program - Salary Data

Display Instructions for #43-45 (Toggle)

Not Checked**43. Graduates Available for Employment**

This field is auto-populated based on your entry in #17.

28**44. Graduates Employed in the Field**

This field is auto-populated based on your entry in #18.

12**45. Graduates Employed in the Field Reported receiving the following Salary or Wage:****For graduates employed in the field, indicate their salaries/earnings below. If there are none in any specific range, indicate "0."**

\$0 - \$5,000 *	\$5,001 - \$10,000 *
0	0
\$10,001 - \$15,000 *	\$15,001 - \$20,000 *
0	0
\$20,001 - \$25,000 *	\$25,001 - \$30,000 *
0	1
\$30,001 - \$35,000 *	\$35,001 - \$40,000 *
0	0
\$40,001 - \$45,000 *	\$45,001 - \$50,000 *
1	0
\$50,001 - \$55,000 *	\$55,001 - \$60,000 *
0	1
\$60,001 - \$65,000 *	\$65,001 - \$70,000 *
0	0
\$70,001 - \$75,000 *	\$75,001 - \$80,000 *
0	1

\$80,001 - \$85,000 *

1

\$90,001 - \$95,000 *

1

Over \$100,000 *

2

\$85,001 - \$90,000 *

1

\$95,001 - \$100,000 *

0

Institution Information



**Bureau for Private
Postsecondary Education**
Department of Consumer Affairs

2020 Annual Report Program Data Workflow

(Printer Friendly Annual Report Instructions Document)

2020 BPPE Annual Report - Program - Institution Data

Complete one Program Data Workflow for EACH educational program offered (advertised) by the institution in the reporting year. If an institution offers the same program at the main location and a branch location, combine the data together and submit one Program Data Workflow for the program being reported.

1. Report Year *

2020

2. Institution Code *

Enter valid Institution Code (main location). Only entry of valid Institution Code will auto-populate the read-only Institution Name field in question #3.

57064558

3. Institution Name (auto-populated) *

If a valid Institution Code is entered in question #2, the Institution Name will auto-populate. If incorrect Institution Code is entered, you must clear out the Code field in question #2, then enter the correct Institution Code to re-fill the Institution Name with the correct Institution Name.

University of Arizona Global Campus

Program Name

2020 BPPE Annual Report - Program - Program Name

Display Instructions for #4 - #7 (Toggle)
Not Checked

4. Name of Program *

Child Development

5. Program Level? Indicate the academic level of the program you are entering, (e.g., Doctorate, Masters, Bachelor, Associate, Diploma/Certificate, Other). If you indicate 'Other', please enter the Program Level in #5a. *

Bachelor

6. Select the Classification of Instructional Programs (CIP) Code that applies to this educational program. Select from the dropdown list the code that most accurately corresponds to the educational program. (Optional)

7. Select all Standard Occupational Classification (SOC) Codes that apply to this program. Select all applicable codes from the dropdown list. (Optional)

Financial and Graduation

2020 BPPE Annual Report - Program - Financial Data and Graduation Rates

Display Instructions for #8 - #18 (Toggle)
Not Checked

8. Number of Degrees, Diplomas or Certificates Awarded *

If none, indicate "0".

23

9. Total Charges for this Program *

\$70,950.00

10. The percentage of enrolled students in the reporting year receiving federal student loans to pay for this program *

79

11. The percentage of graduates in the reporting year who took out federal student loans to pay for this program *

78

12. Number of Students Who Began the Program *

If none, indicate "0".

56

13. Number of Students Available for Graduation *

If none, indicate "0".

56

14. Number of On-time Graduates *

If none, indicate "0".

21

15. Completion Rate

This is a calculated field based on #14 and #13.

37.5

16. 150% Graduates?

17. 150% Completion Rate

This is a calculated field based on #16 and #13.

0

18. Is the above data taken from the Integrated Postsecondary Education Data System (IPEDS) of the United States Department of Education? *

No

Placement Data

2020 BPPE Annual Report - Program - Placement Data

Display Instructions for #19 - #23 (Toggle)

Not Checked

19. Graduates Available for Employment *

If none, indicate "0".

23

20. Graduates Employed in the Field *

If none, indicate "0".

15

21. Placement Rate

This is a calculated field based on #17 and #18.

65.21739

22. Graduates employed in the field...

22a. 20 to 29 hours per week *

If none, indicate "0".

0

22b. at least 30 hours per week *

If none, indicate "0".

15

23. Indicate the number of graduates employed...

23a. In a single position in the field of study *

If none, indicate "0".

14

23b. In concurrent aggregated positions in the field of study (2 or more positions at the same time) *

If none, indicate "0".

1

23c. Freelance/self-employed *

If none, indicate "0".

0

23d. By the institution or an employer owned by the institution, or an employer who shares ownership with the institution *

If none, indicate "0".

0

Allied Health

2020 BPPE Annual Report - Program - Allied Health Professionals

Display Instructions for #24-25 (Toggle)

Not Checked

24. Does this "Program" lead to a certificate or degree related to one or more of the following allied health professionals that requires clinical training? *

No

Exam Passage Rate

2020 BPPE Annual Report - Program - Exam Passage Rate

Display Instructions for #26 (Toggle)

Not Checked

26. Does this educational program lead to an occupation that requires State licensing? *

No**You have indicated "No" for question #22, please proceed to 'Salary Data'.**

Salary Data

2020 BPPE Annual Report - Program - Salary Data

Display Instructions for #43-45 (Toggle)

Not Checked**43. Graduates Available for Employment**

This field is auto-populated based on your entry in #17.

23**44. Graduates Employed in the Field**

This field is auto-populated based on your entry in #18.

15**45. Graduates Employed in the Field Reported receiving the following Salary or Wage:****For graduates employed in the field, indicate their salaries/earnings below. If there are none in any specific range, indicate "0."**

\$0 - \$5,000 *	\$5,001 - \$10,000 *
0	0
\$10,001 - \$15,000 *	\$15,001 - \$20,000 *
0	1
\$20,001 - \$25,000 *	\$25,001 - \$30,000 *
1	2
\$30,001 - \$35,000 *	\$35,001 - \$40,000 *
2	0
\$40,001 - \$45,000 *	\$45,001 - \$50,000 *
2	1
\$50,001 - \$55,000 *	\$55,001 - \$60,000 *
1	0
\$60,001 - \$65,000 *	\$65,001 - \$70,000 *
0	0
\$70,001 - \$75,000 *	\$75,001 - \$80,000 *
0	0

\$80,001 - \$85,000 *	\$85,001 - \$90,000 *
0	0
\$90,001 - \$95,000 *	\$95,001 - \$100,000 *
0	0
Over \$100,000 *	
0	

Institution Information



**Bureau for Private
Postsecondary Education**
Department of Consumer Affairs

2020 Annual Report Program Data Workflow

(Printer Friendly Annual Report Instructions Document)

2020 BPPE Annual Report - Program - Institution Data

Complete one Program Data Workflow for EACH educational program offered (advertised) by the institution in the reporting year. If an institution offers the same program at the main location and a branch location, combine the data together and submit one Program Data Workflow for the program being reported.

1. Report Year *

2020

2. Institution Code *

Enter valid Institution Code (main location). Only entry of valid Institution Code will auto-populate the read-only Institution Name field in question #3.

57064558

3. Institution Name (auto-populated) *

If a valid Institution Code is entered in question #2, the Institution Name will auto-populate. If incorrect Institution Code is entered, you must clear out the Code field in question #2, then enter the correct Institution Code to re-fill the Institution Name with the correct Institution Name.

University of Arizona Global Campus

Program Name

2020 BPPE Annual Report - Program - Program Name

Display Instructions for #4 - #7 (Toggle)
Not Checked

4. Name of Program *

Cognitive Studies

5. Program Level? Indicate the academic level of the program you are entering, (e.g., Doctorate, Masters, Bachelor, Associate, Diploma/Certificate, Other). If you indicate 'Other', please enter the Program Level in #5a. *

Bachelor

6. Select the Classification of Instructional Programs (CIP) Code that applies to this educational program. Select from the dropdown list the code that most accurately corresponds to the educational program. (Optional)

7. Select all Standard Occupational Classification (SOC) Codes that apply to this program. Select all applicable codes from the dropdown list. (Optional)

Financial and Graduation

2020 BPPE Annual Report - Program - Financial Data and Graduation Rates

Display Instructions for #8 - #18 (Toggle)
Not Checked

8. Number of Degrees, Diplomas or Certificates Awarded *

If none, indicate "0".

9

9. Total Charges for this Program *

\$70,950.00

10. The percentage of enrolled students in the reporting year receiving federal student loans to pay for this program *

74

11. The percentage of graduates in the reporting year who took out federal student loans to pay for this program *

81

12. Number of Students Who Began the Program *

If none, indicate "0".

16

13. Number of Students Available for Graduation *

If none, indicate "0".

16

14. Number of On-time Graduates *

If none, indicate "0".

4

15. Completion Rate

This is a calculated field based on #14 and #13.

25

16. 150% Graduates?

17. 150% Completion Rate

This is a calculated field based on #16 and #13.

0

18. Is the above data taken from the Integrated Postsecondary Education Data System (IPEDS) of the United States Department of Education? *

No

Placement Data

2020 BPPE Annual Report - Program - Placement Data

Display Instructions for #19 - #23 (Toggle)

Not Checked

19. Graduates Available for Employment *

If none, indicate "0".

8

20. Graduates Employed in the Field *

If none, indicate "0".

2

21. Placement Rate

This is a calculated field based on #17 and #18.

25

22. Graduates employed in the field...

22a. 20 to 29 hours per week *

If none, indicate "0".

0

22b. at least 30 hours per week *

If none, indicate "0".

2

23. Indicate the number of graduates employed...

23a. In a single position in the field of study *

If none, indicate "0".

2

23b. In concurrent aggregated positions in the field of study (2 or more positions at the same time) *

If none, indicate "0".

0

23c. Freelance/self-employed *

If none, indicate "0".

0

23d. By the institution or an employer owned by the institution, or an employer who shares ownership with the institution *

If none, indicate "0".

0

Allied Health

2020 BPPE Annual Report - Program - Allied Health Professionals

Display Instructions for #24-25 (Toggle)

Not Checked

24. Does this "Program" lead to a certificate or degree related to one or more of the following allied health professionals that requires clinical training? *

No

Exam Passage Rate

2020 BPPE Annual Report - Program - Exam Passage Rate

Display Instructions for #26 (Toggle)

Not Checked

26. Does this educational program lead to an occupation that requires State licensing? *

No

You have indicated "No" for question #22, please proceed to 'Salary Data'.

Salary Data

2020 BPPE Annual Report - Program - Salary Data

Display Instructions for #43-45 (Toggle)

Not Checked

43. Graduates Available for Employment

This field is auto-populated based on your entry in #17.

8

44. Graduates Employed in the Field

This field is auto-populated based on your entry in #18.

2

45. Graduates Employed in the Field Reported receiving the following Salary or Wage:

For graduates employed in the field, indicate their salaries/earnings below. **If there are none in any specific range, indicate "0."**

\$0 - \$5,000 *	\$5,001 - \$10,000 *
0	0
\$10,001 - \$15,000 *	\$15,001 - \$20,000 *
0	0
\$20,001 - \$25,000 *	\$25,001 - \$30,000 *
0	0
\$30,001 - \$35,000 *	\$35,001 - \$40,000 *
1	0
\$40,001 - \$45,000 *	\$45,001 - \$50,000 *
0	0
\$50,001 - \$55,000 *	\$55,001 - \$60,000 *
0	0
\$60,001 - \$65,000 *	\$65,001 - \$70,000 *
0	0
\$70,001 - \$75,000 *	\$75,001 - \$80,000 *
0	0

\$80,001 - \$85,000 *

0

\$90,001 - \$95,000 *

0

Over \$100,000 *

0

\$85,001 - \$90,000 *

0

\$95,001 - \$100,000 *

0

Institution Information



**Bureau for Private
Postsecondary Education**
Department of Consumer Affairs

2020 Annual Report Program Data Workflow

(Printer Friendly Annual Report Instructions Document)

2020 BPPE Annual Report - Program - Institution Data

Complete one Program Data Workflow for EACH educational program offered (advertised) by the institution in the reporting year. If an institution offers the same program at the main location and a branch location, combine the data together and submit one Program Data Workflow for the program being reported.

1. Report Year *

2020

2. Institution Code *

Enter valid Institution Code (main location). Only entry of valid Institution Code will auto-populate the read-only Institution Name field in question #3.

57064558

3. Institution Name (auto-populated) *

If a valid Institution Code is entered in question #2, the Institution Name will auto-populate. If incorrect Institution Code is entered, you must clear out the Code field in question #2, then enter the correct Institution Code to re-fill the Institution Name with the correct Institution Name.

University of Arizona Global Campus

Program Name

2020 BPPE Annual Report - Program - Program Name

Display Instructions for #4 - #7 (Toggle)
Not Checked

4. Name of Program *

Communication Studies

5. Program Level? Indicate the academic level of the program you are entering, (e.g., Doctorate, Masters, Bachelor, Associate, Diploma/Certificate, Other). If you indicate 'Other', please enter the Program Level in #5a. *

Bachelor

6. Select the Classification of Instructional Programs (CIP) Code that applies to this educational program. Select from the dropdown list the code that most accurately corresponds to the educational program. (Optional)

7. Select all Standard Occupational Classification (SOC) Codes that apply to this program. Select all applicable codes from the dropdown list. (Optional)

Financial and Graduation

2020 BPPE Annual Report - Program - Financial Data and Graduation Rates

Display Instructions for #8 - #18 (Toggle)
Not Checked

8. Number of Degrees, Diplomas or
Certificates Awarded *
If none, indicate "0".

12

9. Total Charges for this Program *

\$70,950.00

10. The percentage of enrolled
students in the reporting year
receiving federal student loans to
pay for this program *

42

11. The percentage of graduates in
the reporting year who took out
federal student loans to pay for this
program *

46

12. Number of Students Who Began the Program *

If none, indicate "0".

33

13. Number of Students Available for Graduation *

If none, indicate "0".

32

14. Number of On-time Graduates *

If none, indicate "0".

11

15. Completion Rate

This is a calculated field based on #14 and #13.

34.375

16. 150% Graduates?

17. 150% Completion Rate

This is a calculated field based on #16 and #13.

0

18. Is the above data taken from the Integrated Postsecondary Education Data System (IPEDS) of the United States Department of Education? *

No

Placement Data

2020 BPPE Annual Report - Program - Placement Data

Display Instructions for #19 - #23 (Toggle)

Not Checked

19. Graduates Available for Employment *

If none, indicate "0".

12

20. Graduates Employed in the Field *

If none, indicate "0".

1

21. Placement Rate

This is a calculated field based on #17 and #18.

8.33333

22. Graduates employed in the field...

22a. 20 to 29 hours per week *

If none, indicate "0".

0

22b. at least 30 hours per week *

If none, indicate "0".

0

23. Indicate the number of graduates employed...

23a. In a single position in the field of study *

If none, indicate "0".

0

23b. In concurrent aggregated positions in the field of study (2 or more positions at the same time) *

If none, indicate "0".

0

23c. Freelance/self-employed *

If none, indicate "0".

0

23d. By the institution or an employer owned by the institution, or an employer who shares ownership with the institution *

If none, indicate "0".

0

Allied Health

2020 BPPE Annual Report - Program - Allied Health Professionals

Display Instructions for #24-25 (Toggle)

Not Checked

24. Does this "Program" lead to a certificate or degree related to one or more of the following allied health professionals that requires clinical training? *

No

Exam Passage Rate

2020 BPPE Annual Report - Program - Exam Passage Rate

Display Instructions for #26 (Toggle)

Not Checked

26. Does this educational program lead to an occupation that requires State licensing? *

No**You have indicated "No" for question #22, please proceed to 'Salary Data'.**

Salary Data

2020 BPPE Annual Report - Program - Salary Data

Display Instructions for #43-45 (Toggle)

Not Checked**43. Graduates Available for Employment**

This field is auto-populated based on your entry in #17.

12**44. Graduates Employed in the Field**

This field is auto-populated based on your entry in #18.

1**45. Graduates Employed in the Field Reported receiving the following Salary or Wage:****For graduates employed in the field, indicate their salaries/earnings below. If there are none in any specific range, indicate "0."**

\$0 - \$5,000 *	\$5,001 - \$10,000 *
0	0
\$10,001 - \$15,000 *	\$15,001 - \$20,000 *
0	0
\$20,001 - \$25,000 *	\$25,001 - \$30,000 *
0	0
\$30,001 - \$35,000 *	\$35,001 - \$40,000 *
0	0
\$40,001 - \$45,000 *	\$45,001 - \$50,000 *
0	0
\$50,001 - \$55,000 *	\$55,001 - \$60,000 *
0	0
\$60,001 - \$65,000 *	\$65,001 - \$70,000 *
0	1
\$70,001 - \$75,000 *	\$75,001 - \$80,000 *
0	0

\$80,001 - \$85,000 *

0

\$90,001 - \$95,000 *

0

Over \$100,000 *

0

\$85,001 - \$90,000 *

0

\$95,001 - \$100,000 *

0

Institution Information



**Bureau for Private
Postsecondary Education**
Department of Consumer Affairs

2020 Annual Report Program Data Workflow

(Printer Friendly Annual Report Instructions Document)

2020 BPPE Annual Report - Program - Institution Data

Complete one Program Data Workflow for EACH educational program offered (advertised) by the institution in the reporting year. If an institution offers the same program at the main location and a branch location, combine the data together and submit one Program Data Workflow for the program being reported.

1. Report Year *

2020

2. Institution Code *

Enter valid Institution Code (main location). Only entry of valid Institution Code will auto-populate the read-only Institution Name field in question #3.

57064558

3. Institution Name (auto-populated) *

If a valid Institution Code is entered in question #2, the Institution Name will auto-populate. If incorrect Institution Code is entered, you must clear out the Code field in question #2, then enter the correct Institution Code to re-fill the Institution Name with the correct Institution Name.

University of Arizona Global Campus

Program Name

2020 BPPE Annual Report - Program - Program Name

Display Instructions for #4 - #7 (Toggle)
Not Checked

4. Name of Program *

Complementary and Alternative Health

5. Program Level? Indicate the academic level of the program you are entering, (e.g., Doctorate, Masters, Bachelor, Associate, Diploma/Certificate, Other). If you indicate 'Other', please enter the Program Level in #5a. *

Bachelor

6. Select the Classification of Instructional Programs (CIP) Code that applies to this educational program. Select from the dropdown list the code that most accurately corresponds to the educational program. (Optional)

7. Select all Standard Occupational Classification (SOC) Codes that apply to this program. Select all applicable codes from the dropdown list. (Optional)

Financial and Graduation

2020 BPPE Annual Report - Program - Financial Data and Graduation Rates

Display Instructions for #8 - #18 (Toggle)
Not Checked

8. Number of Degrees, Diplomas or
Certificates Awarded *
If none, indicate "0".

6

9. Total Charges for this Program *

\$70,950.00

10. The percentage of enrolled
students in the reporting year
receiving federal student loans to
pay for this program *

65

11. The percentage of graduates in
the reporting year who took out
federal student loans to pay for this
program *

61

12. Number of Students Who Began the Program *

If none, indicate "0".

30

13. Number of Students Available for Graduation *

If none, indicate "0".

30

14. Number of On-time Graduates *

If none, indicate "0".

3

15. Completion Rate

This is a calculated field based on #14 and #13.

10

16. 150% Graduates?

17. 150% Completion Rate

This is a calculated field based on #16 and #13.

0

18. Is the above data taken from the Integrated Postsecondary Education Data System (IPEDS) of the United States Department of Education? *

No

Placement Data

2020 BPPE Annual Report - Program - Placement Data

Display Instructions for #19 - #23 (Toggle)

Not Checked

19. Graduates Available for Employment *

If none, indicate "0".

6

20. Graduates Employed in the Field *

If none, indicate "0".

1

21. Placement Rate

This is a calculated field based on #17 and #18.

16.66667

22. Graduates employed in the field...

22a. 20 to 29 hours per week *

If none, indicate "0".

0

22b. at least 30 hours per week *

If none, indicate "0".

0

23. Indicate the number of graduates employed...

23a. In a single position in the field of study *

If none, indicate "0".

0

23b. In concurrent aggregated positions in the field of study (2 or more positions at the same time) *

If none, indicate "0".

0

23c. Freelance/self-employed *

If none, indicate "0".

0

23d. By the institution or an employer owned by the institution, or an employer who shares ownership with the institution *

If none, indicate "0".

0

Allied Health

2020 BPPE Annual Report - Program - Allied Health Professionals

Display Instructions for #24-25 (Toggle)

Not Checked

24. Does this "Program" lead to a certificate or degree related to one or more of the following allied health professionals that requires clinical training? *

No

Exam Passage Rate

2020 BPPE Annual Report - Program - Exam Passage Rate

Display Instructions for #26 (Toggle)

Not Checked

26. Does this educational program lead to an occupation that requires State licensing? *

No

You have indicated "No" for question #22, please proceed to 'Salary Data'.

Salary Data

2020 BPPE Annual Report - Program - Salary Data

Display Instructions for #43-45 (Toggle)
Not Checked

43. Graduates Available for Employment
This field is auto-populated based on your entry in #17.
6

44. Graduates Employed in the Field
This field is auto-populated based on your entry in #18.
1

45. Graduates Employed in the Field Reported receiving the following Salary or Wage:

For graduates employed in the field, indicate their salaries/earnings below. **If there are none in any specific range, indicate "0."**

\$0 - \$5,000 *	\$5,001 - \$10,000 *
0	0
\$10,001 - \$15,000 *	\$15,001 - \$20,000 *
0	0
\$20,001 - \$25,000 *	\$25,001 - \$30,000 *
0	0
\$30,001 - \$35,000 *	\$35,001 - \$40,000 *
0	0
\$40,001 - \$45,000 *	\$45,001 - \$50,000 *
0	0
\$50,001 - \$55,000 *	\$55,001 - \$60,000 *
0	0
\$60,001 - \$65,000 *	\$65,001 - \$70,000 *
0	1
\$70,001 - \$75,000 *	\$75,001 - \$80,000 *
0	0

\$80,001 - \$85,000 *

0

\$90,001 - \$95,000 *

0

Over \$100,000 *

0

\$85,001 - \$90,000 *

0

\$95,001 - \$100,000 *

0

Institution Information



**Bureau for Private
Postsecondary Education**
Department of Consumer Affairs

2020 Annual Report Program Data Workflow

(Printer Friendly Annual Report Instructions Document)

2020 BPPE Annual Report - Program - Institution Data

Complete one Program Data Workflow for EACH educational program offered (advertised) by the institution in the reporting year. If an institution offers the same program at the main location and a branch location, combine the data together and submit one Program Data Workflow for the program being reported.

1. Report Year *

2020

2. Institution Code *

Enter valid Institution Code (main location). Only entry of valid Institution Code will auto-populate the read-only Institution Name field in question #3.

57064558

3. Institution Name (auto-populated) *

If a valid Institution Code is entered in question #2, the Institution Name will auto-populate. If incorrect Institution Code is entered, you must clear out the Code field in question #2, then enter the correct Institution Code to re-fill the Institution Name with the correct Institution Name.

University of Arizona Global Campus

Program Name

2020 BPPE Annual Report - Program - Program Name

Display Instructions for #4 - #7 (Toggle)
Not Checked

4. Name of Program *

Consumer and Family Financial Services

5. Program Level? Indicate the academic level of the program you are entering, (e.g., Doctorate, Masters, Bachelor, Associate, Diploma/Certificate, Other). If you indicate 'Other', please enter the Program Level in #5a. *

Bachelor

6. Select the Classification of Instructional Programs (CIP) Code that applies to this educational program. Select from the dropdown list the code that most accurately corresponds to the educational program. (Optional)

7. Select all Standard Occupational Classification (SOC) Codes that apply to this program. Select all applicable codes from the dropdown list. (Optional)

Financial and Graduation

2020 BPPE Annual Report - Program - Financial Data and Graduation Rates

Display Instructions for #8 - #18 (Toggle)
Not Checked

8. Number of Degrees, Diplomas or
Certificates Awarded *
If none, indicate "0".

2

9. Total Charges for this Program *

\$70,950.00

10. The percentage of enrolled
students in the reporting year
receiving federal student loans to
pay for this program *

40

11. The percentage of graduates in
the reporting year who took out
federal student loans to pay for this
program *

55

12. Number of Students Who Began the Program *

If none, indicate "0".

0

13. Number of Students Available for Graduation *

If none, indicate "0".

0

14. Number of On-time Graduates *

If none, indicate "0".

0

15. Completion Rate

This is a calculated field based on #14 and #13.

16. 150% Graduates?

17. 150% Completion Rate

This is a calculated field based on #16 and #13.

18. Is the above data taken from the Integrated Postsecondary Education Data System (IPEDS) of the United States Department of Education? *

No

Placement Data

2020 BPPE Annual Report - Program - Placement Data

Display Instructions for #19 - #23 (Toggle)

Not Checked

19. Graduates Available for Employment *

If none, indicate "0".

2

20. Graduates Employed in the Field *

If none, indicate "0".

1

21. Placement Rate

This is a calculated field based on #17 and #18.

50

22. Graduates employed in the field...

22a. 20 to 29 hours per week *

If none, indicate "0".

0

22b. at least 30 hours per week *

If none, indicate "0".

1

23. Indicate the number of graduates employed...

23a. In a single position in the field of study *

If none, indicate "0".

1

23b. In concurrent aggregated positions in the field of study (2 or more positions at the same time) *

If none, indicate "0".

0

23c. Freelance/self-employed *

If none, indicate "0".

0

23d. By the institution or an employer owned by the institution, or an employer who shares ownership with the institution *

If none, indicate "0".

0

Allied Health

2020 BPPE Annual Report - Program - Allied Health Professionals

Display Instructions for #24-25 (Toggle)

Not Checked

24. Does this "Program" lead to a certificate or degree related to one or more of the following allied health professionals that requires clinical training? *

No

Exam Passage Rate

2020 BPPE Annual Report - Program - Exam Passage Rate

Display Instructions for #26 (Toggle)

Not Checked

26. Does this educational program lead to an occupation that requires State licensing? *

No

You have indicated "No" for question #22, please proceed to 'Salary Data'.

Salary Data

2020 BPPE Annual Report - Program - Salary Data

Display Instructions for #43-45 (Toggle)
Not Checked

43. Graduates Available for Employment
This field is auto-populated based on your entry in #17.
2

44. Graduates Employed in the Field
This field is auto-populated based on your entry in #18.
1

45. Graduates Employed in the Field Reported receiving the following Salary or Wage:

For graduates employed in the field, indicate their salaries/earnings below. **If there are none in any specific range, indicate "0."**

\$0 - \$5,000 *	\$5,001 - \$10,000 *
0	0
\$10,001 - \$15,000 *	\$15,001 - \$20,000 *
0	0
\$20,001 - \$25,000 *	\$25,001 - \$30,000 *
0	0
\$30,001 - \$35,000 *	\$35,001 - \$40,000 *
0	0
\$40,001 - \$45,000 *	\$45,001 - \$50,000 *
0	0
\$50,001 - \$55,000 *	\$55,001 - \$60,000 *
0	0
\$60,001 - \$65,000 *	\$65,001 - \$70,000 *
0	0
\$70,001 - \$75,000 *	\$75,001 - \$80,000 *
0	0

\$80,001 - \$85,000 *

\$85,001 - \$90,000 *

0

0

\$90,001 - \$95,000 *

\$95,001 - \$100,000 *

0

0

Over \$100,000 *

0

Institution Information



**Bureau for Private
Postsecondary Education**
Department of Consumer Affairs

2020 Annual Report Program Data Workflow

(Printer Friendly Annual Report Instructions Document)

2020 BPPE Annual Report - Program - Institution Data

Complete one Program Data Workflow for EACH educational program offered (advertised) by the institution in the reporting year. If an institution offers the same program at the main location and a branch location, combine the data together and submit one Program Data Workflow for the program being reported.

1. Report Year *

2020

2. Institution Code *

Enter valid Institution Code (main location). Only entry of valid Institution Code will auto-populate the read-only Institution Name field in question #3.

57064558

3. Institution Name (auto-populated) *

If a valid Institution Code is entered in question #2, the Institution Name will auto-populate. If incorrect Institution Code is entered, you must clear out the Code field in question #2, then enter the correct Institution Code to re-fill the Institution Name with the correct Institution Name.

University of Arizona Global Campus

Program Name

2020 BPPE Annual Report - Program - Program Name

Display Instructions for #4 - #7 (Toggle)
Not Checked

4. Name of Program *

Cultural Anthropology

5. Program Level? Indicate the academic level of the program you are entering, (e.g., Doctorate, Masters, Bachelor, Associate, Diploma/Certificate, Other). If you indicate 'Other', please enter the Program Level in #5a. *

Bachelor

6. Select the Classification of Instructional Programs (CIP) Code that applies to this educational program. Select from the dropdown list the code that most accurately corresponds to the educational program. (Optional)

7. Select all Standard Occupational Classification (SOC) Codes that apply to this program. Select all applicable codes from the dropdown list. (Optional)

Financial and Graduation

2020 BPPE Annual Report - Program - Financial Data and Graduation Rates

Display Instructions for #8 - #18 (Toggle)
Not Checked

8. Number of Degrees, Diplomas or
Certificates Awarded *
If none, indicate "0".

8

9. Total Charges for this Program *

\$70,950.00

10. The percentage of enrolled
students in the reporting year
receiving federal student loans to
pay for this program *

72

11. The percentage of graduates in
the reporting year who took out
federal student loans to pay for this
program *

78

12. Number of Students Who Began the Program *

If none, indicate "0".

13

13. Number of Students Available for Graduation *

If none, indicate "0".

13

14. Number of On-time Graduates *

If none, indicate "0".

1

15. Completion Rate

This is a calculated field based on #14 and #13.

7.69231

16. 150% Graduates?

17. 150% Completion Rate

This is a calculated field based on #16 and #13.

0

18. Is the above data taken from the Integrated Postsecondary Education Data System (IPEDS) of the United States Department of Education? *

No

Placement Data

2020 BPPE Annual Report - Program - Placement Data

Display Instructions for #19 - #23 (Toggle)

Not Checked

19. Graduates Available for Employment *

If none, indicate "0".

7

20. Graduates Employed in the Field *

If none, indicate "0".

0

21. Placement Rate

This is a calculated field based on #17 and #18.

0

22. Graduates employed in the field...

22a. 20 to 29 hours per week *

If none, indicate "0".

0

22b. at least 30 hours per week *

If none, indicate "0".

0

23. Indicate the number of graduates employed...

23a. In a single position in the field of study *

If none, indicate "0".

0

23b. In concurrent aggregated positions in the field of study (2 or more positions at the same time) *

If none, indicate "0".

0

23c. Freelance/self-employed *

If none, indicate "0".

0

23d. By the institution or an employer owned by the institution, or an employer who shares ownership with the institution *

If none, indicate "0".

0

Allied Health

2020 BPPE Annual Report - Program - Allied Health Professionals

Display Instructions for #24-25 (Toggle)

Not Checked

24. Does this "Program" lead to a certificate or degree related to one or more of the following allied health professionals that requires clinical training? *

No

Exam Passage Rate

2020 BPPE Annual Report - Program - Exam Passage Rate

Display Instructions for #26 (Toggle)

Not Checked

26. Does this educational program lead to an occupation that requires State licensing? *

No

You have indicated "No" for question #22, please proceed to 'Salary Data'.

Salary Data

2020 BPPE Annual Report - Program - Salary Data

Display Instructions for #43-45 (Toggle)

Not Checked

43. Graduates Available for Employment

This field is auto-populated based on your entry in #17.

7

44. Graduates Employed in the Field

This field is auto-populated based on your entry in #18.

0

45. Graduates Employed in the Field Reported receiving the following Salary or Wage:

For graduates employed in the field, indicate their salaries/earnings below. **If there are none in any specific range, indicate "0."**

\$0 - \$5,000 *

0

\$10,001 - \$15,000 *

0

\$20,001 - \$25,000 *

0

\$30,001 - \$35,000 *

0

\$40,001 - \$45,000 *

0

\$50,001 - \$55,000 *

0

\$60,001 - \$65,000 *

0

\$70,001 - \$75,000 *

0

\$5,001 - \$10,000 *

0

\$15,001 - \$20,000 *

0

\$25,001 - \$30,000 *

0

\$35,001 - \$40,000 *

0

\$45,001 - \$50,000 *

0

\$55,001 - \$60,000 *

0

\$65,001 - \$70,000 *

0

\$75,001 - \$80,000 *

0

\$80,001 - \$85,000 *

0

\$90,001 - \$95,000 *

0

Over \$100,000 *

0

\$85,001 - \$90,000 *

0

\$95,001 - \$100,000 *

0

Institution Information



**Bureau for Private
Postsecondary Education**
Department of Consumer Affairs

2020 Annual Report Program Data Workflow

(Printer Friendly Annual Report Instructions Document)

2020 BPPE Annual Report - Program - Institution Data

Complete one Program Data Workflow for EACH educational program offered (advertised) by the institution in the reporting year. If an institution offers the same program at the main location and a branch location, combine the data together and submit one Program Data Workflow for the program being reported.

1. Report Year *

2020

2. Institution Code *

Enter valid Institution Code (main location). Only entry of valid Institution Code will auto-populate the read-only Institution Name field in question #3.

57064558

3. Institution Name (auto-populated) *

If a valid Institution Code is entered in question #2, the Institution Name will auto-populate. If incorrect Institution Code is entered, you must clear out the Code field in question #2, then enter the correct Institution Code to re-fill the Institution Name with the correct Institution Name.

University of Arizona Global Campus

Program Name

2020 BPPE Annual Report - Program - Program Name

Display Instructions for #4 - #7 (Toggle)

Not Checked

4. Name of Program *

Early Childhood Development with Differentiated Instruction

5. Program Level? Indicate the academic level of the program you are entering, (e.g., Doctorate, Masters, Bachelor, Associate, Diploma/Certificate, Other). If you indicate 'Other', please enter the Program Level in #5a. *

Bachelor

6. Select the Classification of Instructional Programs (CIP) Code that applies to this educational program. Select from the dropdown list the code that most accurately corresponds to the educational program. (Optional)

7. Select all Standard Occupational Classification (SOC) Codes that apply to this program. Select all applicable codes from the dropdown list. (Optional)

Financial and Graduation

2020 BPPE Annual Report - Program - Financial Data and Graduation Rates

Display Instructions for #8 - #18 (Toggle)

Not Checked

8. Number of Degrees, Diplomas or
Certificates Awarded *

If none, indicate "0".

1

9. Total Charges for this Program *

\$70,950.00

10. The percentage of enrolled
students in the reporting year
receiving federal student loans to
pay for this program *

73

11. The percentage of graduates in
the reporting year who took out
federal student loans to pay for this
program *

78

12. Number of Students Who Began the Program *

If none, indicate "0".

0

13. Number of Students Available for Graduation *

If none, indicate "0".

0

14. Number of On-time Graduates *

If none, indicate "0".

0

15. Completion Rate

This is a calculated field based on #14 and #13.

16. 150% Graduates?

17. 150% Completion Rate

This is a calculated field based on #16 and #13.

18. Is the above data taken from the Integrated Postsecondary Education Data System (IPEDS) of the United States Department of Education? *

No

Placement Data

2020 BPPE Annual Report - Program - Placement Data

Display Instructions for #19 - #23 (Toggle)

Not Checked

19. Graduates Available for Employment *

If none, indicate "0".

1

20. Graduates Employed in the Field *

If none, indicate "0".

1

21. Placement Rate

This is a calculated field based on #17 and #18.

100

22. Graduates employed in the field...

22a. 20 to 29 hours per week *

If none, indicate "0".

0

22b. at least 30 hours per week *

If none, indicate "0".

1

23. Indicate the number of graduates employed...

23a. In a single position in the field of study *

If none, indicate "0".

1

23b. In concurrent aggregated positions in the field of study (2 or more positions at the same time) *

If none, indicate "0".

0

23c. Freelance/self-employed *

If none, indicate "0".

0

23d. By the institution or an employer owned by the institution, or an employer who shares ownership with the institution *

If none, indicate "0".

0

Allied Health

2020 BPPE Annual Report - Program - Allied Health Professionals

Display Instructions for #24-25 (Toggle)

Not Checked

24. Does this "Program" lead to a certificate or degree related to one or more of the following allied health professionals that requires clinical training? *

No

Exam Passage Rate

2020 BPPE Annual Report - Program - Exam Passage Rate

Display Instructions for #26 (Toggle)

Not Checked

26. Does this educational program lead to an occupation that requires State licensing? *

No

You have indicated "No" for question #22, please proceed to 'Salary Data'.

Salary Data

2020 BPPE Annual Report - Program - Salary Data

Display Instructions for #43-45 (Toggle)

Not Checked

43. Graduates Available for Employment

This field is auto-populated based on your entry in #17.

1

44. Graduates Employed in the Field

This field is auto-populated based on your entry in #18.

1

45. Graduates Employed in the Field Reported receiving the following Salary or Wage:

For graduates employed in the field, indicate their salaries/earnings below. **If there are none in any specific range, indicate "0."**

\$0 - \$5,000 *

0

\$10,001 - \$15,000 *

0

\$20,001 - \$25,000 *

0

\$30,001 - \$35,000 *

0

\$40,001 - \$45,000 *

0

\$50,001 - \$55,000 *

0

\$60,001 - \$65,000 *

0

\$70,001 - \$75,000 *

0

\$5,001 - \$10,000 *

0

\$15,001 - \$20,000 *

0

\$25,001 - \$30,000 *

0

\$35,001 - \$40,000 *

0

\$45,001 - \$50,000 *

0

\$55,001 - \$60,000 *

0

\$65,001 - \$70,000 *

0

\$75,001 - \$80,000 *

0

\$80,001 - \$85,000 *

0

\$90,001 - \$95,000 *

0

Over \$100,000 *

0

\$85,001 - \$90,000 *

0

\$95,001 - \$100,000 *

0

Institution Information



**Bureau for Private
Postsecondary Edu**
Department of Consumer Affairs

2020 Annual Report

Program Data Workflow

(Printer Friendly Annual Report Instructions Document)

2020 BPPE Annual Report - Program - Institution Data

Complete one Program Data Workflow for EACH educational program offered (advertised) by the institution in the reporting year. If an institution offers the same program at the main location and a branch location, combine the data together and submit one Program Data Workflow for the program being reported.

1. Report Year *

2020

2. Institution Code *

Enter valid Institution Code (main location). Only entry of valid Institution Code will auto-populate the read-only Institution Name field in question #3.

57064558

3. Institution Name (auto-populated) *

If a valid Institution Code is entered in question #2, the Institution Name will auto-populate. If incorrect Institution Code is entered, you must clear out the Code field in question #2, then enter the correct Institution Code to re-fill the Institution Name with the correct Institution Name.

University of Arizona Global Campus

Program Name

2020 BPPE Annual Report - Program - Program Name

Display Instructions for #4 - #7 (Toggle)

Not Checked

4. Name of Program *

Early Childhood Education Administration

5. Program Level? Indicate the academic level of the program you are entering, (e.g., Doctorate, Masters, Bachelor, Associate, Diploma/Certificate, Other). If you indicate 'Other', please enter the Program Level in #5a. *

Bachelor

6. Select the Classification of Instructional Programs (CIP) Code that applies to this educational program. Select from the dropdown list the code that most accurately corresponds to the educational program. (Optional)

7. Select all Standard Occupational Classification (SOC) Codes that apply to this program. Select all applicable codes from the dropdown list. (Optional)

Financial and Graduation

2020 BPPE Annual Report - Program - Financial Data and Graduation Rates

Display Instructions for #8 - #18 (Toggle)

Not Checked

8. Number of Degrees, Diplomas or Certificates Awarded *
If none, indicate "0".

19

9. Total Charges for this Program *

\$70,950.00

10. The percentage of enrolled students in the reporting year receiving federal student loans to pay for this program *

64

11. The percentage of graduates in the reporting year who took out federal student loans to pay for this program *

68

12. Number of Students Who Began the Program *
If none, indicate "0".

44

13. Number of Students Available for Graduation *
If none, indicate "0".

44

14. Number of On-time Graduates *
If none, indicate "0".

16

15. Completion Rate
This is a calculated field based on #14 and #13.

36.36364

16. 150% Graduates?

17. 150% Completion Rate
This is a calculated field based on #16 and #13.

0

18. Is the above data taken from the Integrated Postsecondary Education Data System (IPEDS) of the United States Department of Education? *

No

Placement Data

2020 BPPE Annual Report - Program - Placement Data

Display Instructions for #19 - #23 (Toggle)

Not Checked

19. Graduates Available for Employment *
If none, indicate "0".

18

20. Graduates Employed in the Field *
If none, indicate "0".

8

21. Placement Rate
This is a calculated field based on #17 and #18.

44.44444

22. Graduates employed in the field...

22a. 20 to 29 hours per week *
If none, indicate "0".

0

22b. at least 30 hours per week *
If none, indicate "0".

8

23. Indicate the number of graduates employed...

23a. In a single position in the field of study *
If none, indicate "0".

8

23b. In concurrent aggregated positions in the field of
study (2 or more positions at the same time) *
If none, indicate "0".

0

23c. Freelance/self-employed *
If none, indicate "0".

1

23d. By the institution or an employer owned by the
institution, or an employer who shares ownership with
the institution *
If none, indicate "0".

0

Allied Health

2020 BPPE Annual Report - Program - Allied Health Professionals

Display Instructions for #24-25 (Toggle)
Not Checked

24. Does this "Program" lead to a certificate or degree related to one or more of
the following allied health professionals that requires clinical training? *

No

Exam Passage Rate

2020 BPPE Annual Report - Program - Exam Passage Rate

Display Instructions for #26 (Toggle)

Not Checked

26. Does this educational program lead to an occupation that requires State licensing? *

No

You have indicated "No" for question #22, please proceed to 'Salary Data'.

Salary Data

2020 BPPE Annual Report - Program - Salary Data

Display Instructions for #43-45 (Toggle)

Not Checked

43. Graduates Available for Employment

This field is auto-populated based on your entry in #17.

18

44. Graduates Employed in the Field

This field is auto-populated based on your entry in #18.

8

45. Graduates Employed in the Field Reported receiving the following Salary or Wage:

For graduates employed in the field, indicate their salaries/earnings below. **If there are none in any specific range, indicate "0."**

\$0 - \$5,000 *

0

\$10,001 - \$15,000 *

0

\$20,001 - \$25,000 *

0

\$30,001 - \$35,000 *

0

\$5,001 - \$10,000 *

0

\$15,001 - \$20,000 *

0

\$25,001 - \$30,000 *

0

\$35,001 - \$40,000 *

1

\$40,001 - \$45,000 *

1

\$50,001 - \$55,000 *

2

\$60,001 - \$65,000 *

0

\$70,001 - \$75,000 *

0

\$80,001 - \$85,000 *

0

\$90,001 - \$95,000 *

0

Over \$100,000 *

1

\$45,001 - \$50,000 *

0

\$55,001 - \$60,000 *

0

\$65,001 - \$70,000 *

0

\$75,001 - \$80,000 *

1

\$85,001 - \$90,000 *

1

\$95,001 - \$100,000 *

0

Institution Information



**Bureau for Private
Postsecondary Education**
Department of Consumer Affairs

2020 Annual Report Program Data Workflow

(Printer Friendly Annual Report Instructions Document)

2020 BPPE Annual Report - Program - Institution Data

Complete one Program Data Workflow for EACH educational program offered (advertised) by the institution in the reporting year. If an institution offers the same program at the main location and a branch location, combine the data together and submit one Program Data Workflow for the program being reported.

1. Report Year *

2020

2. Institution Code *

Enter valid Institution Code (main location). Only entry of valid Institution Code will auto-populate the read-only Institution Name field in question #3.

57064558

3. Institution Name (auto-populated) *

If a valid Institution Code is entered in question #2, the Institution Name will auto-populate. If incorrect Institution Code is entered, you must clear out the Code field in question #2, then enter the correct Institution Code to re-fill the Institution Name with the correct Institution Name.

University of Arizona Global Campus

Program Name

2020 BPPE Annual Report - Program - Program Name

Display Instructions for #4 - #7 (Toggle)
Not Checked

4. Name of Program *

Early Childhood Education

5. Program Level? Indicate the academic level of the program you are entering, (e.g., Doctorate, Masters, Bachelor, Associate, Diploma/Certificate, Other). If you indicate 'Other', please enter the Program Level in #5a. *

Bachelor

6. Select the Classification of Instructional Programs (CIP) Code that applies to this educational program. Select from the dropdown list the code that most accurately corresponds to the educational program. (Optional)

7. Select all Standard Occupational Classification (SOC) Codes that apply to this program. Select all applicable codes from the dropdown list. (Optional)

Financial and Graduation

2020 BPPE Annual Report - Program - Financial Data and Graduation Rates

Display Instructions for #8 - #18 (Toggle)
Not Checked

8. Number of Degrees, Diplomas or
Certificates Awarded *
If none, indicate "0".

74

9. Total Charges for this Program *

\$70,950.00

10. The percentage of enrolled
students in the reporting year
receiving federal student loans to
pay for this program *

72

11. The percentage of graduates in
the reporting year who took out
federal student loans to pay for this
program *

69

12. Number of Students Who Began the Program *

If none, indicate "0".

106

13. Number of Students Available for Graduation *

If none, indicate "0".

106

14. Number of On-time Graduates *

If none, indicate "0".

43

15. Completion Rate

This is a calculated field based on #14 and #13.

40.56604

16. 150% Graduates?

17. 150% Completion Rate

This is a calculated field based on #16 and #13.

0

18. Is the above data taken from the Integrated Postsecondary Education Data System (IPEDS) of the United States Department of Education? *

No

Placement Data

2020 BPPE Annual Report - Program - Placement Data

Display Instructions for #19 - #23 (Toggle)

Not Checked

19. Graduates Available for Employment *

If none, indicate "0".

74

20. Graduates Employed in the Field *

If none, indicate "0".

26

21. Placement Rate

This is a calculated field based on #17 and #18.

35.13514

22. Graduates employed in the field...

22a. 20 to 29 hours per week *

If none, indicate "0".

1

22b. at least 30 hours per week *

If none, indicate "0".

25

23. Indicate the number of graduates employed...

23a. In a single position in the field of study *

If none, indicate "0".

26

23b. In concurrent aggregated positions in the field of study (2 or more positions at the same time) *

If none, indicate "0".

0

23c. Freelance/self-employed *

If none, indicate "0".

0

23d. By the institution or an employer owned by the institution, or an employer who shares ownership with the institution *

If none, indicate "0".

0

Allied Health

2020 BPPE Annual Report - Program - Allied Health Professionals

Display Instructions for #24-25 (Toggle)

Not Checked

24. Does this "Program" lead to a certificate or degree related to one or more of the following allied health professionals that requires clinical training? *

No

Exam Passage Rate

2020 BPPE Annual Report - Program - Exam Passage Rate

Display Instructions for #26 (Toggle)

Not Checked

26. Does this educational program lead to an occupation that requires State licensing? *

No

You have indicated "No" for question #22, please proceed to 'Salary Data'.

Salary Data

2020 BPPE Annual Report - Program - Salary Data

Display Instructions for #43-45 (Toggle)
Not Checked

43. Graduates Available for Employment
This field is auto-populated based on your entry in #17.
74

44. Graduates Employed in the Field
This field is auto-populated based on your entry in #18.
26

45. Graduates Employed in the Field Reported receiving the following Salary or Wage:

For graduates employed in the field, indicate their salaries/earnings below. **If there are none in any specific range, indicate "0."**

\$0 - \$5,000 *	\$5,001 - \$10,000 *
0	0
\$10,001 - \$15,000 *	\$15,001 - \$20,000 *
0	2
\$20,001 - \$25,000 *	\$25,001 - \$30,000 *
1	2
\$30,001 - \$35,000 *	\$35,001 - \$40,000 *
1	6
\$40,001 - \$45,000 *	\$45,001 - \$50,000 *
4	5
\$50,001 - \$55,000 *	\$55,001 - \$60,000 *
3	1
\$60,001 - \$65,000 *	\$65,001 - \$70,000 *
0	0
\$70,001 - \$75,000 *	\$75,001 - \$80,000 *
0	0

\$80,001 - \$85,000 *

0

\$90,001 - \$95,000 *

0

Over \$100,000 *

0

\$85,001 - \$90,000 *

0

\$95,001 - \$100,000 *

0

Institution Information



**Bureau for Private
Postsecondary Education**
Department of Consumer Affairs

2020 Annual Report Program Data Workflow

(Printer Friendly Annual Report Instructions Document)

2020 BPPE Annual Report - Program - Institution Data

Complete one Program Data Workflow for EACH educational program offered (advertised) by the institution in the reporting year. If an institution offers the same program at the main location and a branch location, combine the data together and submit one Program Data Workflow for the program being reported.

1. Report Year *

2020

2. Institution Code *

Enter valid Institution Code (main location). Only entry of valid Institution Code will auto-populate the read-only Institution Name field in question #3.

57064558

3. Institution Name (auto-populated) *

If a valid Institution Code is entered in question #2, the Institution Name will auto-populate. If incorrect Institution Code is entered, you must clear out the Code field in question #2, then enter the correct Institution Code to re-fill the Institution Name with the correct Institution Name.

University of Arizona Global Campus

Program Name

2020 BPPE Annual Report - Program - Program Name

Display Instructions for #4 - #7 (Toggle)
Not Checked

4. Name of Program *
Education Studies

5. Program Level? Indicate the academic level of the program you are entering, (e.g., Doctorate, Masters, Bachelor, Associate, Diploma/Certificate, Other). If you indicate 'Other', please enter the Program Level in #5a. *
Bachelor

6. Select the Classification of Instructional Programs (CIP) Code that applies to this educational program. Select from the dropdown list the code that most accurately corresponds to the educational program. (Optional)

7. Select all Standard Occupational Classification (SOC) Codes that apply to this program. Select all applicable codes from the dropdown list. (Optional)

Financial and Graduation

2020 BPPE Annual Report - Program - Financial Data and Graduation Rates

Display Instructions for #8 - #18 (Toggle)
Not Checked

8. Number of Degrees, Diplomas or Certificates Awarded *
If none, indicate "0".

36

9. Total Charges for this Program *
\$70,950.00

10. The percentage of enrolled students in the reporting year receiving federal student loans to pay for this program *

74

11. The percentage of graduates in the reporting year who took out federal student loans to pay for this program *

71

12. Number of Students Who Began the Program *

If none, indicate "0".

72

13. Number of Students Available for Graduation *

If none, indicate "0".

72

14. Number of On-time Graduates *

If none, indicate "0".

21

15. Completion Rate

This is a calculated field based on #14 and #13.

29.16667

16. 150% Graduates?

17. 150% Completion Rate

This is a calculated field based on #16 and #13.

0

18. Is the above data taken from the Integrated Postsecondary Education Data System (IPEDS) of the United States Department of Education? *

No

Placement Data

2020 BPPE Annual Report - Program - Placement Data

Display Instructions for #19 - #23 (Toggle)

Not Checked

19. Graduates Available for Employment *

If none, indicate "0".

35

20. Graduates Employed in the Field *

If none, indicate "0".

8

21. Placement Rate

This is a calculated field based on #17 and #18.

22.85714

22. Graduates employed in the field...

22a. 20 to 29 hours per week *

If none, indicate "0".

0

22b. at least 30 hours per week *

If none, indicate "0".

7

23. Indicate the number of graduates employed...

23a. In a single position in the field of study *

If none, indicate "0".

7

23b. In concurrent aggregated positions in the field of study (2 or more positions at the same time) *

If none, indicate "0".

0

23c. Freelance/self-employed *

If none, indicate "0".

0

23d. By the institution or an employer owned by the institution, or an employer who shares ownership with the institution *

If none, indicate "0".

1

Allied Health

2020 BPPE Annual Report - Program - Allied Health Professionals

Display Instructions for #24-25 (Toggle)

Not Checked

24. Does this "Program" lead to a certificate or degree related to one or more of the following allied health professionals that requires clinical training? *

No

Exam Passage Rate

2020 BPPE Annual Report - Program - Exam Passage Rate

Display Instructions for #26 (Toggle)

Not Checked

26. Does this educational program lead to an occupation that requires State licensing? *

No**You have indicated "No" for question #22, please proceed to 'Salary Data'.**

Salary Data

2020 BPPE Annual Report - Program - Salary Data

Display Instructions for #43-45 (Toggle)

Not Checked**43. Graduates Available for Employment**

This field is auto-populated based on your entry in #17.

35**44. Graduates Employed in the Field**

This field is auto-populated based on your entry in #18.

8**45. Graduates Employed in the Field Reported receiving the following Salary or Wage:****For graduates employed in the field, indicate their salaries/earnings below. If there are none in any specific range, indicate "0."**

\$0 - \$5,000 *	\$5,001 - \$10,000 *
0	0
\$10,001 - \$15,000 *	\$15,001 - \$20,000 *
0	0
\$20,001 - \$25,000 *	\$25,001 - \$30,000 *
0	1
\$30,001 - \$35,000 *	\$35,001 - \$40,000 *
0	1
\$40,001 - \$45,000 *	\$45,001 - \$50,000 *
1	0
\$50,001 - \$55,000 *	\$55,001 - \$60,000 *
2	1
\$60,001 - \$65,000 *	\$65,001 - \$70,000 *
1	0
\$70,001 - \$75,000 *	\$75,001 - \$80,000 *
0	0

\$80,001 - \$85,000 *

\$85,001 - \$90,000 *

0

0

\$90,001 - \$95,000 *

\$95,001 - \$100,000 *

Over \$100,000 *

Institution Information



**Bureau for Private
Postsecondary Education**
Department of Consumer Affairs

2020 Annual Report Program Data Workflow

(Printer Friendly Annual Report Instructions Document)

2020 BPPE Annual Report - Program - Institution Data

Complete one Program Data Workflow for EACH educational program offered (advertised) by the institution in the reporting year. If an institution offers the same program at the main location and a branch location, combine the data together and submit one Program Data Workflow for the program being reported.

1. Report Year *

2020

2. Institution Code *

Enter valid Institution Code (main location). Only entry of valid Institution Code will auto-populate the read-only Institution Name field in question #3.

57064558

3. Institution Name (auto-populated) *

If a valid Institution Code is entered in question #2, the Institution Name will auto-populate. If incorrect Institution Code is entered, you must clear out the Code field in question #2, then enter the correct Institution Code to re-fill the Institution Name with the correct Institution Name.

University of Arizona Global Campus

Program Name

2020 BPPE Annual Report - Program - Program Name

Display Instructions for #4 - #7 (Toggle)
Not Checked

4. Name of Program *
eMarketing

5. Program Level? Indicate the academic level of the program you are entering, (e.g., Doctorate, Masters, Bachelor, Associate, Diploma/Certificate, Other). If you indicate 'Other', please enter the Program Level in #5a. *
Bachelor

6. Select the Classification of Instructional Programs (CIP) Code that applies to this educational program. Select from the dropdown list the code that most accurately corresponds to the educational program. (Optional)

7. Select all Standard Occupational Classification (SOC) Codes that apply to this program. Select all applicable codes from the dropdown list. (Optional)

Financial and Graduation

2020 BPPE Annual Report - Program - Financial Data and Graduation Rates

Display Instructions for #8 - #18 (Toggle)
Not Checked

8. Number of Degrees, Diplomas or Certificates Awarded *
If none, indicate "0".

6

9. Total Charges for this Program *
\$70,950.00

10. The percentage of enrolled students in the reporting year receiving federal student loans to pay for this program *
41

11. The percentage of graduates in the reporting year who took out federal student loans to pay for this program *
53

12. Number of Students Who Began the Program *

If none, indicate "0".

16

13. Number of Students Available for Graduation *

If none, indicate "0".

16

14. Number of On-time Graduates *

If none, indicate "0".

4

15. Completion Rate

This is a calculated field based on #14 and #13.

25

16. 150% Graduates?

17. 150% Completion Rate

This is a calculated field based on #16 and #13.

0

18. Is the above data taken from the Integrated Postsecondary Education Data System (IPEDS) of the United States Department of Education? *

No

Placement Data

2020 BPPE Annual Report - Program - Placement Data

Display Instructions for #19 - #23 (Toggle)

Not Checked

19. Graduates Available for Employment *

If none, indicate "0".

6

20. Graduates Employed in the Field *

If none, indicate "0".

0

21. Placement Rate

This is a calculated field based on #17 and #18.

0

22. Graduates employed in the field...

22a. 20 to 29 hours per week *

If none, indicate "0".

0

22b. at least 30 hours per week *

If none, indicate "0".

0

23. Indicate the number of graduates employed...

23a. In a single position in the field of study *

If none, indicate "0".

0

23b. In concurrent aggregated positions in the field of study (2 or more positions at the same time) *

If none, indicate "0".

0

23c. Freelance/self-employed *

If none, indicate "0".

0

23d. By the institution or an employer owned by the institution, or an employer who shares ownership with the institution *

If none, indicate "0".

0

Allied Health

2020 BPPE Annual Report - Program - Allied Health Professionals

Display Instructions for #24-25 (Toggle)

Not Checked

24. Does this "Program" lead to a certificate or degree related to one or more of the following allied health professionals that requires clinical training? *

No

Exam Passage Rate

2020 BPPE Annual Report - Program - Exam Passage Rate

Display Instructions for #26 (Toggle)

Not Checked

26. Does this educational program lead to an occupation that requires State licensing? *

No

You have indicated "No" for question #22, please proceed to 'Salary Data'.

Salary Data

2020 BPPE Annual Report - Program - Salary Data

Display Instructions for #43-45 (Toggle)

Not Checked

43. Graduates Available for Employment

This field is auto-populated based on your entry in #17.

6

44. Graduates Employed in the Field

This field is auto-populated based on your entry in #18.

0

45. Graduates Employed in the Field Reported receiving the following Salary or Wage:

For graduates employed in the field, indicate their salaries/earnings below. **If there are none in any specific range, indicate "0."**

\$0 - \$5,000 *

0

\$10,001 - \$15,000 *

0

\$20,001 - \$25,000 *

0

\$30,001 - \$35,000 *

0

\$40,001 - \$45,000 *

0

\$50,001 - \$55,000 *

0

\$60,001 - \$65,000 *

0

\$70,001 - \$75,000 *

0

\$5,001 - \$10,000 *

0

\$15,001 - \$20,000 *

0

\$25,001 - \$30,000 *

0

\$35,001 - \$40,000 *

0

\$45,001 - \$50,000 *

0

\$55,001 - \$60,000 *

0

\$65,001 - \$70,000 *

0

\$75,001 - \$80,000 *

0

\$80,001 - \$85,000 *

0

\$90,001 - \$95,000 *

0

Over \$100,000 *

0

\$85,001 - \$90,000 *

0

\$95,001 - \$100,000 *

0

Institution Information



**Bureau for Private
Postsecondary Education**
Department of Consumer Affairs

2020 Annual Report Program Data Workflow

(Printer Friendly Annual Report Instructions Document)

2020 BPPE Annual Report - Program - Institution Data

Complete one Program Data Workflow for EACH educational program offered (advertised) by the institution in the reporting year. If an institution offers the same program at the main location and a branch location, combine the data together and submit one Program Data Workflow for the program being reported.

1. Report Year *

2020

2. Institution Code *

Enter valid Institution Code (main location). Only entry of valid Institution Code will auto-populate the read-only Institution Name field in question #3.

57064558

3. Institution Name (auto-populated) *

If a valid Institution Code is entered in question #2, the Institution Name will auto-populate. If incorrect Institution Code is entered, you must clear out the Code field in question #2, then enter the correct Institution Code to re-fill the Institution Name with the correct Institution Name.

University of Arizona Global Campus

Program Name

2020 BPPE Annual Report - Program - Program Name

Display Instructions for #4 - #7 (Toggle)
Not Checked

4. Name of Program *

English Language Learner Studies

5. Program Level? Indicate the academic level of the program you are entering, (e.g., Doctorate, Masters, Bachelor, Associate, Diploma/Certificate, Other). If you indicate 'Other', please enter the Program Level in #5a. *

Bachelor

6. Select the Classification of Instructional Programs (CIP) Code that applies to this educational program. Select from the dropdown list the code that most accurately corresponds to the educational program. (Optional)

7. Select all Standard Occupational Classification (SOC) Codes that apply to this program. Select all applicable codes from the dropdown list. (Optional)

Financial and Graduation

2020 BPPE Annual Report - Program - Financial Data and Graduation Rates

Display Instructions for #8 - #18 (Toggle)
Not Checked

8. Number of Degrees, Diplomas or
Certificates Awarded *
If none, indicate "0".

3

9. Total Charges for this Program *

\$70,950.00

10. The percentage of enrolled
students in the reporting year
receiving federal student loans to
pay for this program *

77

11. The percentage of graduates in
the reporting year who took out
federal student loans to pay for this
program *

83

12. Number of Students Who Began the Program *

If none, indicate "0".

6

13. Number of Students Available for Graduation *

If none, indicate "0".

6

14. Number of On-time Graduates *

If none, indicate "0".

1

15. Completion Rate

This is a calculated field based on #14 and #13.

16.66667

16. 150% Graduates?

17. 150% Completion Rate

This is a calculated field based on #16 and #13.

0

18. Is the above data taken from the Integrated Postsecondary Education Data System (IPEDS) of the United States Department of Education? *

No

Placement Data

2020 BPPE Annual Report - Program - Placement Data

Display Instructions for #19 - #23 (Toggle)

Not Checked

19. Graduates Available for Employment *

If none, indicate "0".

3

20. Graduates Employed in the Field *

If none, indicate "0".

1

21. Placement Rate

This is a calculated field based on #17 and #18.

33.33333

22. Graduates employed in the field...

22a. 20 to 29 hours per week *

If none, indicate "0".

0

22b. at least 30 hours per week *

If none, indicate "0".

1

23. Indicate the number of graduates employed...

23a. In a single position in the field of study *

If none, indicate "0".

1

23b. In concurrent aggregated positions in the field of study (2 or more positions at the same time) *

If none, indicate "0".

0

23c. Freelance/self-employed *

If none, indicate "0".

0

23d. By the institution or an employer owned by the institution, or an employer who shares ownership with the institution *

If none, indicate "0".

0

Allied Health

2020 BPPE Annual Report - Program - Allied Health Professionals

Display Instructions for #24-25 (Toggle)

Not Checked

24. Does this "Program" lead to a certificate or degree related to one or more of the following allied health professionals that requires clinical training? *

No

Exam Passage Rate

2020 BPPE Annual Report - Program - Exam Passage Rate

Display Instructions for #26 (Toggle)

Not Checked

26. Does this educational program lead to an occupation that requires State licensing? *

No

You have indicated "No" for question #22, please proceed to 'Salary Data'.

Salary Data

2020 BPPE Annual Report - Program - Salary Data

Display Instructions for #43-45 (Toggle)

Not Checked

43. Graduates Available for Employment

This field is auto-populated based on your entry in #17.

3

44. Graduates Employed in the Field

This field is auto-populated based on your entry in #18.

1

45. Graduates Employed in the Field Reported receiving the following Salary or Wage:

For graduates employed in the field, indicate their salaries/earnings below. **If there are none in any specific range, indicate "0."**

\$0 - \$5,000 *

0

\$10,001 - \$15,000 *

0

\$20,001 - \$25,000 *

0

\$30,001 - \$35,000 *

0

\$40,001 - \$45,000 *

0

\$50,001 - \$55,000 *

0

\$60,001 - \$65,000 *

0

\$70,001 - \$75,000 *

0

\$5,001 - \$10,000 *

0

\$15,001 - \$20,000 *

0

\$25,001 - \$30,000 *

0

\$35,001 - \$40,000 *

0

\$45,001 - \$50,000 *

0

\$55,001 - \$60,000 *

0

\$65,001 - \$70,000 *

0

\$75,001 - \$80,000 *

0

\$80,001 - \$85,000 *

0

\$90,001 - \$95,000 *

0

Over \$100,000 *

0

\$85,001 - \$90,000 *

0

\$95,001 - \$100,000 *

0

Institution Information



**Bureau for Private
Postsecondary Education**
Department of Consumer Affairs

2020 Annual Report Program Data Workflow

(Printer Friendly Annual Report Instructions Document)

2020 BPPE Annual Report - Program - Institution Data

Complete one Program Data Workflow for EACH educational program offered (advertised) by the institution in the reporting year. If an institution offers the same program at the main location and a branch location, combine the data together and submit one Program Data Workflow for the program being reported.

1. Report Year *

2020

2. Institution Code *

Enter valid Institution Code (main location). Only entry of valid Institution Code will auto-populate the read-only Institution Name field in question #3.

57064558

3. Institution Name (auto-populated) *

If a valid Institution Code is entered in question #2, the Institution Name will auto-populate. If incorrect Institution Code is entered, you must clear out the Code field in question #2, then enter the correct Institution Code to re-fill the Institution Name with the correct Institution Name.

University of Arizona Global Campus

Program Name

2020 BPPE Annual Report - Program - Program Name

Display Instructions for #4 - #7 (Toggle)
Not Checked

4. Name of Program *

English

5. Program Level? Indicate the academic level of the program you are entering, (e.g., Doctorate, Masters, Bachelor, Associate, Diploma/Certificate, Other). If you indicate 'Other', please enter the Program Level in #5a. *

Bachelor

6. Select the Classification of Instructional Programs (CIP) Code that applies to this educational program. Select from the dropdown list the code that most accurately corresponds to the educational program. (Optional)

7. Select all Standard Occupational Classification (SOC) Codes that apply to this program. Select all applicable codes from the dropdown list. (Optional)

Financial and Graduation

2020 BPPE Annual Report - Program - Financial Data and Graduation Rates

Display Instructions for #8 - #18 (Toggle)
Not Checked

8. Number of Degrees, Diplomas or Certificates Awarded *

If none, indicate "0".

11

9. Total Charges for this Program *

\$70,950.00

10. The percentage of enrolled students in the reporting year receiving federal student loans to pay for this program *

66

11. The percentage of graduates in the reporting year who took out federal student loans to pay for this program *

71

12. Number of Students Who Began the Program *

If none, indicate "0".

23

13. Number of Students Available for Graduation *

If none, indicate "0".

23

14. Number of On-time Graduates *

If none, indicate "0".

8

15. Completion Rate

This is a calculated field based on #14 and #13.

34.78261

16. 150% Graduates?

17. 150% Completion Rate

This is a calculated field based on #16 and #13.

0

18. Is the above data taken from the Integrated Postsecondary Education Data System (IPEDS) of the United States Department of Education? *

No

Placement Data

2020 BPPE Annual Report - Program - Placement Data

Display Instructions for #19 - #23 (Toggle)

Not Checked

19. Graduates Available for Employment *

If none, indicate "0".

10

20. Graduates Employed in the Field *

If none, indicate "0".

1

21. Placement Rate

This is a calculated field based on #17 and #18.

10

22. Graduates employed in the field...

22a. 20 to 29 hours per week *

If none, indicate "0".

0

22b. at least 30 hours per week *

If none, indicate "0".

1

23. Indicate the number of graduates employed...

23a. In a single position in the field of study *

If none, indicate "0".

1

23b. In concurrent aggregated positions in the field of study (2 or more positions at the same time) *

If none, indicate "0".

0

23c. Freelance/self-employed *

If none, indicate "0".

0

23d. By the institution or an employer owned by the institution, or an employer who shares ownership with the institution *

If none, indicate "0".

0

Allied Health

2020 BPPE Annual Report - Program - Allied Health Professionals

Display Instructions for #24-25 (Toggle)

Not Checked

24. Does this "Program" lead to a certificate or degree related to one or more of the following allied health professionals that requires clinical training? *

No

Exam Passage Rate

2020 BPPE Annual Report - Program - Exam Passage Rate

Display Instructions for #26 (Toggle)

Not Checked

26. Does this educational program lead to an occupation that requires State licensing? *

No**You have indicated "No" for question #22, please proceed to 'Salary Data'.**

Salary Data

2020 BPPE Annual Report - Program - Salary Data

Display Instructions for #43-45 (Toggle)

Not Checked**43. Graduates Available for Employment**

This field is auto-populated based on your entry in #17.

10**44. Graduates Employed in the Field**

This field is auto-populated based on your entry in #18.

1**45. Graduates Employed in the Field Reported receiving the following Salary or Wage:****For graduates employed in the field, indicate their salaries/earnings below. If there are none in any specific range, indicate "0."**

\$0 - \$5,000 *	\$5,001 - \$10,000 *
0	0
\$10,001 - \$15,000 *	\$15,001 - \$20,000 *
0	0
\$20,001 - \$25,000 *	\$25,001 - \$30,000 *
0	0
\$30,001 - \$35,000 *	\$35,001 - \$40,000 *
0	0
\$40,001 - \$45,000 *	\$45,001 - \$50,000 *
0	0
\$50,001 - \$55,000 *	\$55,001 - \$60,000 *
0	0
\$60,001 - \$65,000 *	\$65,001 - \$70,000 *
1	0
\$70,001 - \$75,000 *	\$75,001 - \$80,000 *
0	0

\$80,001 - \$85,000 *

0

\$90,001 - \$95,000 *

0

Over \$100,000 *

0

\$85,001 - \$90,000 *

0

\$95,001 - \$100,000 *

0

Institution Information



**Bureau for Private
Postsecondary Education**
Department of Consumer Affairs

2020 Annual Report Program Data Workflow

(Printer Friendly Annual Report Instructions Document)

2020 BPPE Annual Report - Program - Institution Data

Complete one Program Data Workflow for EACH educational program offered (advertised) by the institution in the reporting year. If an institution offers the same program at the main location and a branch location, combine the data together and submit one Program Data Workflow for the program being reported.

1. Report Year *

2020

2. Institution Code *

Enter valid Institution Code (main location). Only entry of valid Institution Code will auto-populate the read-only Institution Name field in question #3.

57064558

3. Institution Name (auto-populated) *

If a valid Institution Code is entered in question #2, the Institution Name will auto-populate. If incorrect Institution Code is entered, you must clear out the Code field in question #2, then enter the correct Institution Code to re-fill the Institution Name with the correct Institution Name.

University of Arizona Global Campus

Program Name

2020 BPPE Annual Report - Program - Program Name

Display Instructions for #4 - #7 (Toggle)
Not Checked

4. Name of Program *
Entrepreneurship

5. Program Level? Indicate the academic level of the program you are entering, (e.g., Doctorate, Masters, Bachelor, Associate, Diploma/Certificate, Other). If you indicate 'Other', please enter the Program Level in #5a. *
Bachelor

6. Select the Classification of Instructional Programs (CIP) Code that applies to this educational program. Select from the dropdown list the code that most accurately corresponds to the educational program. (Optional)

7. Select all Standard Occupational Classification (SOC) Codes that apply to this program. Select all applicable codes from the dropdown list. (Optional)

Financial and Graduation

2020 BPPE Annual Report - Program - Financial Data and Graduation Rates

Display Instructions for #8 - #18 (Toggle)
Not Checked

8. Number of Degrees, Diplomas or Certificates Awarded *
If none, indicate "0".

7

9. Total Charges for this Program *
\$70,950.00

10. The percentage of enrolled students in the reporting year receiving federal student loans to pay for this program *
65

11. The percentage of graduates in the reporting year who took out federal student loans to pay for this program *
62

12. Number of Students Who Began the Program *

If none, indicate "0".

73

13. Number of Students Available for Graduation *

If none, indicate "0".

72

14. Number of On-time Graduates *

If none, indicate "0".

11

15. Completion Rate

This is a calculated field based on #14 and #13.

15.27778

16. 150% Graduates?

17. 150% Completion Rate

This is a calculated field based on #16 and #13.

0

18. Is the above data taken from the Integrated Postsecondary Education Data System (IPEDS) of the United States Department of Education? *

No

Placement Data

2020 BPPE Annual Report - Program - Placement Data

Display Instructions for #19 - #23 (Toggle)

Not Checked

19. Graduates Available for Employment *

If none, indicate "0".

7

20. Graduates Employed in the Field *

If none, indicate "0".

2

21. Placement Rate

This is a calculated field based on #17 and #18.

28.57143

22. Graduates employed in the field...

22a. 20 to 29 hours per week *

If none, indicate "0".

0

22b. at least 30 hours per week *

If none, indicate "0".

1

23. Indicate the number of graduates employed...

23a. In a single position in the field of study *

If none, indicate "0".

1

23b. In concurrent aggregated positions in the field of study (2 or more positions at the same time) *

If none, indicate "0".

0

23c. Freelance/self-employed *

If none, indicate "0".

0

23d. By the institution or an employer owned by the institution, or an employer who shares ownership with the institution *

If none, indicate "0".

0

Allied Health

2020 BPPE Annual Report - Program - Allied Health Professionals

Display Instructions for #24-25 (Toggle)

Not Checked

24. Does this "Program" lead to a certificate or degree related to one or more of the following allied health professionals that requires clinical training? *

No

Exam Passage Rate

2020 BPPE Annual Report - Program - Exam Passage Rate

Display Instructions for #26 (Toggle)

Not Checked

26. Does this educational program lead to an occupation that requires State licensing? *

No**You have indicated "No" for question #22, please proceed to 'Salary Data'.**

Salary Data

2020 BPPE Annual Report - Program - Salary Data

Display Instructions for #43-45 (Toggle)

Not Checked**43. Graduates Available for Employment**

This field is auto-populated based on your entry in #17.

7**44. Graduates Employed in the Field**

This field is auto-populated based on your entry in #18.

2**45. Graduates Employed in the Field Reported receiving the following Salary or Wage:****For graduates employed in the field, indicate their salaries/earnings below. If there are none in any specific range, indicate "0."**

\$0 - \$5,000 *	\$5,001 - \$10,000 *
0	0
\$10,001 - \$15,000 *	\$15,001 - \$20,000 *
0	0
\$20,001 - \$25,000 *	\$25,001 - \$30,000 *
0	0
\$30,001 - \$35,000 *	\$35,001 - \$40,000 *
0	0
\$40,001 - \$45,000 *	\$45,001 - \$50,000 *
0	1
\$50,001 - \$55,000 *	\$55,001 - \$60,000 *
0	0
\$60,001 - \$65,000 *	\$65,001 - \$70,000 *
0	0
\$70,001 - \$75,000 *	\$75,001 - \$80,000 *
0	1

\$80,001 - \$85,000 *

0

\$90,001 - \$95,000 *

0

Over \$100,000 *

0

\$85,001 - \$90,000 *

0

\$95,001 - \$100,000 *

0

Institution Information



**Bureau for Private
Postsecondary Education**
Department of Consumer Affairs

2020 Annual Report Program Data Workflow

(Printer Friendly Annual Report Instructions Document)

2020 BPPE Annual Report - Program - Institution Data

Complete one Program Data Workflow for EACH educational program offered (advertised) by the institution in the reporting year. If an institution offers the same program at the main location and a branch location, combine the data together and submit one Program Data Workflow for the program being reported.

1. Report Year *

2020

2. Institution Code *

Enter valid Institution Code (main location). Only entry of valid Institution Code will auto-populate the read-only Institution Name field in question #3.

57064558

3. Institution Name (auto-populated) *

If a valid Institution Code is entered in question #2, the Institution Name will auto-populate. If incorrect Institution Code is entered, you must clear out the Code field in question #2, then enter the correct Institution Code to re-fill the Institution Name with the correct Institution Name.

University of Arizona Global Campus

Program Name

2020 BPPE Annual Report - Program - Program Name

Display Instructions for #4 - #7 (Toggle)
Not Checked

4. Name of Program *

Environmental Studies

5. Program Level? Indicate the academic level of the program you are entering, (e.g., Doctorate, Masters, Bachelor, Associate, Diploma/Certificate, Other). If you indicate 'Other', please enter the Program Level in #5a. *

Bachelor

6. Select the Classification of Instructional Programs (CIP) Code that applies to this educational program. Select from the dropdown list the code that most accurately corresponds to the educational program. (Optional)

7. Select all Standard Occupational Classification (SOC) Codes that apply to this program. Select all applicable codes from the dropdown list. (Optional)

Financial and Graduation

2020 BPPE Annual Report - Program - Financial Data and Graduation Rates

Display Instructions for #8 - #18 (Toggle)
Not Checked

8. Number of Degrees, Diplomas or
Certificates Awarded *
If none, indicate "0".

5

9. Total Charges for this Program *

\$70,950.00

10. The percentage of enrolled
students in the reporting year
receiving federal student loans to
pay for this program *

66

11. The percentage of graduates in
the reporting year who took out
federal student loans to pay for this
program *

67

12. Number of Students Who Began the Program *

If none, indicate "0".

28

13. Number of Students Available for Graduation *

If none, indicate "0".

28

14. Number of On-time Graduates *

If none, indicate "0".

8

15. Completion Rate

This is a calculated field based on #14 and #13.

28.57143

16. 150% Graduates?

17. 150% Completion Rate

This is a calculated field based on #16 and #13.

0

18. Is the above data taken from the Integrated Postsecondary Education Data System (IPEDS) of the United States Department of Education? *

No

Placement Data

2020 BPPE Annual Report - Program - Placement Data

Display Instructions for #19 - #23 (Toggle)

Not Checked

19. Graduates Available for Employment *

If none, indicate "0".

5

20. Graduates Employed in the Field *

If none, indicate "0".

1

21. Placement Rate

This is a calculated field based on #17 and #18.

20

22. Graduates employed in the field...

22a. 20 to 29 hours per week *

If none, indicate "0".

0

22b. at least 30 hours per week *

If none, indicate "0".

1

23. Indicate the number of graduates employed...

23a. In a single position in the field of study *

If none, indicate "0".

1

23b. In concurrent aggregated positions in the field of study (2 or more positions at the same time) *

If none, indicate "0".

0

23c. Freelance/self-employed *

If none, indicate "0".

0

23d. By the institution or an employer owned by the institution, or an employer who shares ownership with the institution *

If none, indicate "0".

0

Allied Health

2020 BPPE Annual Report - Program - Allied Health Professionals

Display Instructions for #24-25 (Toggle)

Not Checked

24. Does this "Program" lead to a certificate or degree related to one or more of the following allied health professionals that requires clinical training? *

No

Exam Passage Rate

2020 BPPE Annual Report - Program - Exam Passage Rate

Display Instructions for #26 (Toggle)

Not Checked

26. Does this educational program lead to an occupation that requires State licensing? *

No

You have indicated "No" for question #22, please proceed to 'Salary Data'.

Salary Data

2020 BPPE Annual Report - Program - Salary Data

Display Instructions for #43-45 (Toggle)
Not Checked

43. Graduates Available for Employment
This field is auto-populated based on your entry in #17.
5

44. Graduates Employed in the Field
This field is auto-populated based on your entry in #18.
1

45. Graduates Employed in the Field Reported receiving the following Salary or Wage:

For graduates employed in the field, indicate their salaries/earnings below. **If there are none in any specific range, indicate "0."**

\$0 - \$5,000 *	\$5,001 - \$10,000 *
0	0
\$10,001 - \$15,000 *	\$15,001 - \$20,000 *
0	0
\$20,001 - \$25,000 *	\$25,001 - \$30,000 *
0	0
\$30,001 - \$35,000 *	\$35,001 - \$40,000 *
0	0
\$40,001 - \$45,000 *	\$45,001 - \$50,000 *
0	0
\$50,001 - \$55,000 *	\$55,001 - \$60,000 *
0	0
\$60,001 - \$65,000 *	\$65,001 - \$70,000 *
0	0
\$70,001 - \$75,000 *	\$75,001 - \$80,000 *
0	0

\$80,001 - \$85,000 *

1

\$90,001 - \$95,000 *

0

Over \$100,000 *

0

\$85,001 - \$90,000 *

0

\$95,001 - \$100,000 *

0

Institution Information



**Bureau for Private
Postsecondary Education**
Department of Consumer Affairs

2020 Annual Report Program Data Workflow

(Printer Friendly Annual Report Instructions Document)

2020 BPPE Annual Report - Program - Institution Data

Complete one Program Data Workflow for EACH educational program offered (advertised) by the institution in the reporting year. If an institution offers the same program at the main location and a branch location, combine the data together and submit one Program Data Workflow for the program being reported.

1. Report Year *

2020

2. Institution Code *

Enter valid Institution Code (main location). Only entry of valid Institution Code will auto-populate the read-only Institution Name field in question #3.

57064558

3. Institution Name (auto-populated) *

If a valid Institution Code is entered in question #2, the Institution Name will auto-populate. If incorrect Institution Code is entered, you must clear out the Code field in question #2, then enter the correct Institution Code to re-fill the Institution Name with the correct Institution Name.

University of Arizona Global Campus

Program Name

2020 BPPE Annual Report - Program - Program Name

Display Instructions for #4 - #7 (Toggle)
Not Checked

4. Name of Program *

Finance

5. Program Level? Indicate the academic level of the program you are entering, (e.g., Doctorate, Masters, Bachelor, Associate, Diploma/Certificate, Other). If you indicate 'Other', please enter the Program Level in #5a. *

Bachelor

6. Select the Classification of Instructional Programs (CIP) Code that applies to this educational program. Select from the dropdown list the code that most accurately corresponds to the educational program. (Optional)

7. Select all Standard Occupational Classification (SOC) Codes that apply to this program. Select all applicable codes from the dropdown list. (Optional)

Financial and Graduation

2020 BPPE Annual Report - Program - Financial Data and Graduation Rates

Display Instructions for #8 - #18 (Toggle)
Not Checked

8. Number of Degrees, Diplomas or Certificates Awarded *

If none, indicate "0".

8

9. Total Charges for this Program *

\$70,950.00

10. The percentage of enrolled students in the reporting year receiving federal student loans to pay for this program *

42

11. The percentage of graduates in the reporting year who took out federal student loans to pay for this program *

49

12. Number of Students Who Began the Program *

If none, indicate "0".

38

13. Number of Students Available for Graduation *

If none, indicate "0".

37

14. Number of On-time Graduates *

If none, indicate "0".

9

15. Completion Rate

This is a calculated field based on #14 and #13.

24.32432

16. 150% Graduates?

17. 150% Completion Rate

This is a calculated field based on #16 and #13.

0

18. Is the above data taken from the Integrated Postsecondary Education Data System (IPEDS) of the United States Department of Education? *

No

Placement Data

2020 BPPE Annual Report - Program - Placement Data

Display Instructions for #19 - #23 (Toggle)

Not Checked

19. Graduates Available for Employment *

If none, indicate "0".

8

20. Graduates Employed in the Field *

If none, indicate "0".

3

21. Placement Rate

This is a calculated field based on #17 and #18.

37.5

22. Graduates employed in the field...

22a. 20 to 29 hours per week *

If none, indicate "0".

0

22b. at least 30 hours per week *

If none, indicate "0".

3

23. Indicate the number of graduates employed...

23a. In a single position in the field of study *

If none, indicate "0".

3

23b. In concurrent aggregated positions in the field of study (2 or more positions at the same time) *

If none, indicate "0".

0

23c. Freelance/self-employed *

If none, indicate "0".

0

23d. By the institution or an employer owned by the institution, or an employer who shares ownership with the institution *

If none, indicate "0".

0

Allied Health

2020 BPPE Annual Report - Program - Allied Health Professionals

Display Instructions for #24-25 (Toggle)

Not Checked

24. Does this "Program" lead to a certificate or degree related to one or more of the following allied health professionals that requires clinical training? *

No

Exam Passage Rate

2020 BPPE Annual Report - Program - Exam Passage Rate

Display Instructions for #26 (Toggle)

Not Checked

26. Does this educational program lead to an occupation that requires State licensing? *

No

You have indicated "No" for question #22, please proceed to 'Salary Data'.

Salary Data

2020 BPPE Annual Report - Program - Salary Data

Display Instructions for #43-45 (Toggle)
Not Checked

43. Graduates Available for Employment
This field is auto-populated based on your entry in #17.
8

44. Graduates Employed in the Field
This field is auto-populated based on your entry in #18.
3

45. Graduates Employed in the Field Reported receiving the following Salary or Wage:

For graduates employed in the field, indicate their salaries/earnings below. **If there are none in any specific range, indicate "0."**

\$0 - \$5,000 *	\$5,001 - \$10,000 *
0	0
\$10,001 - \$15,000 *	\$15,001 - \$20,000 *
0	0
\$20,001 - \$25,000 *	\$25,001 - \$30,000 *
0	0
\$30,001 - \$35,000 *	\$35,001 - \$40,000 *
0	2
\$40,001 - \$45,000 *	\$45,001 - \$50,000 *
0	0
\$50,001 - \$55,000 *	\$55,001 - \$60,000 *
1	0
\$60,001 - \$65,000 *	\$65,001 - \$70,000 *
0	0
\$70,001 - \$75,000 *	\$75,001 - \$80,000 *
0	0

\$80,001 - \$85,000 *

0

\$90,001 - \$95,000 *

0

Over \$100,000 *

0

\$85,001 - \$90,000 *

0

\$95,001 - \$100,000 *

0

Institution Information



**Bureau for Private
Postsecondary Education**
Department of Consumer Affairs

2020 Annual Report Program Data Workflow

(Printer Friendly Annual Report Instructions Document)

2020 BPPE Annual Report - Program - Institution Data

Complete one Program Data Workflow for EACH educational program offered (advertised) by the institution in the reporting year. If an institution offers the same program at the main location and a branch location, combine the data together and submit one Program Data Workflow for the program being reported.

1. Report Year *

2020

2. Institution Code *

Enter valid Institution Code (main location). Only entry of valid Institution Code will auto-populate the read-only Institution Name field in question #3.

57064558

3. Institution Name (auto-populated) *

If a valid Institution Code is entered in question #2, the Institution Name will auto-populate. If incorrect Institution Code is entered, you must clear out the Code field in question #2, then enter the correct Institution Code to re-fill the Institution Name with the correct Institution Name.

University of Arizona Global Campus

Program Name

2020 BPPE Annual Report - Program - Program Name

Display Instructions for #4 - #7 (Toggle)
Not Checked

4. Name of Program *
Gerontology

5. Program Level? Indicate the academic level of the program you are entering, (e.g., Doctorate, Masters, Bachelor, Associate, Diploma/Certificate, Other). If you indicate 'Other', please enter the Program Level in #5a. *
Bachelor

6. Select the Classification of Instructional Programs (CIP) Code that applies to this educational program. Select from the dropdown list the code that most accurately corresponds to the educational program. (Optional)

7. Select all Standard Occupational Classification (SOC) Codes that apply to this program. Select all applicable codes from the dropdown list. (Optional)

Financial and Graduation

2020 BPPE Annual Report - Program - Financial Data and Graduation Rates

Display Instructions for #8 - #18 (Toggle)
Not Checked

8. Number of Degrees, Diplomas or Certificates Awarded *
If none, indicate "0".

0

9. Total Charges for this Program *
\$70,950.00

10. The percentage of enrolled students in the reporting year receiving federal student loans to pay for this program *
65

11. The percentage of graduates in the reporting year who took out federal student loans to pay for this program *
73

12. Number of Students Who Began the Program *

If none, indicate "0".

7

13. Number of Students Available for Graduation *

If none, indicate "0".

7

14. Number of On-time Graduates *

If none, indicate "0".

2

15. Completion Rate

This is a calculated field based on #14 and #13.

28.57143

16. 150% Graduates?

17. 150% Completion Rate

This is a calculated field based on #16 and #13.

0

18. Is the above data taken from the Integrated Postsecondary Education Data System (IPEDS) of the United States Department of Education? *

No

Placement Data

2020 BPPE Annual Report - Program - Placement Data

Display Instructions for #19 - #23 (Toggle)

Not Checked

19. Graduates Available for Employment *

If none, indicate "0".

0

20. Graduates Employed in the Field *

If none, indicate "0".

0

21. Placement Rate

This is a calculated field based on #17 and #18.

22. Graduates employed in the field...

22a. 20 to 29 hours per week *

If none, indicate "0".

0

22b. at least 30 hours per week *

If none, indicate "0".

0

23. Indicate the number of graduates employed...

23a. In a single position in the field of study *

If none, indicate "0".

0

23b. In concurrent aggregated positions in the field of study (2 or more positions at the same time) *

If none, indicate "0".

0

23c. Freelance/self-employed *

If none, indicate "0".

0

23d. By the institution or an employer owned by the institution, or an employer who shares ownership with the institution *

If none, indicate "0".

0

Allied Health

2020 BPPE Annual Report - Program - Allied Health Professionals

Display Instructions for #24-25 (Toggle)

Not Checked

24. Does this "Program" lead to a certificate or degree related to one or more of the following allied health professionals that requires clinical training? *

No

Exam Passage Rate

2020 BPPE Annual Report - Program - Exam Passage Rate

Display Instructions for #26 (Toggle)

Not Checked

26. Does this educational program lead to an occupation that requires State licensing? *

No

You have indicated "No" for question #22, please proceed to 'Salary Data'.

Salary Data

2020 BPPE Annual Report - Program - Salary Data

Display Instructions for #43-45 (Toggle)
Not Checked

43. Graduates Available for Employment
This field is auto-populated based on your entry in #17.
0

44. Graduates Employed in the Field
This field is auto-populated based on your entry in #18.
0

45. Graduates Employed in the Field Reported receiving the following Salary or Wage:

For graduates employed in the field, indicate their salaries/earnings below. **If there are none in any specific range, indicate "0."**

\$0 - \$5,000 *	\$5,001 - \$10,000 *
0	0
\$10,001 - \$15,000 *	\$15,001 - \$20,000 *
0	0
\$20,001 - \$25,000 *	\$25,001 - \$30,000 *
0	0
\$30,001 - \$35,000 *	\$35,001 - \$40,000 *
0	0
\$40,001 - \$45,000 *	\$45,001 - \$50,000 *
0	0
\$50,001 - \$55,000 *	\$55,001 - \$60,000 *
0	0
\$60,001 - \$65,000 *	\$65,001 - \$70,000 *
0	0
\$70,001 - \$75,000 *	\$75,001 - \$80,000 *
0	0

\$80,001 - \$85,000 *

0

\$90,001 - \$95,000 *

0

Over \$100,000 *

0

\$85,001 - \$90,000 *

0

\$95,001 - \$100,000 *

0

Institution Information



**Bureau for Private
Postsecondary Education**
Department of Consumer Affairs

2020 Annual Report Program Data Workflow

(Printer Friendly Annual Report Instructions Document)

2020 BPPE Annual Report - Program - Institution Data

Complete one Program Data Workflow for EACH educational program offered (advertised) by the institution in the reporting year. If an institution offers the same program at the main location and a branch location, combine the data together and submit one Program Data Workflow for the program being reported.

1. Report Year *

2020

2. Institution Code *

Enter valid Institution Code (main location). Only entry of valid Institution Code will auto-populate the read-only Institution Name field in question #3.

57064558

3. Institution Name (auto-populated) *

If a valid Institution Code is entered in question #2, the Institution Name will auto-populate. If incorrect Institution Code is entered, you must clear out the Code field in question #2, then enter the correct Institution Code to re-fill the Institution Name with the correct Institution Name.

University of Arizona Global Campus

Program Name

2020 BPPE Annual Report - Program - Program Name

Display Instructions for #4 - #7 (Toggle)
Not Checked

4. Name of Program *

Health and Human Services

5. Program Level? Indicate the academic level of the program you are entering, (e.g., Doctorate, Masters, Bachelor, Associate, Diploma/Certificate, Other). If you indicate 'Other', please enter the Program Level in #5a. *

Bachelor

6. Select the Classification of Instructional Programs (CIP) Code that applies to this educational program. Select from the dropdown list the code that most accurately corresponds to the educational program. (Optional)

7. Select all Standard Occupational Classification (SOC) Codes that apply to this program. Select all applicable codes from the dropdown list. (Optional)

Financial and Graduation

2020 BPPE Annual Report - Program - Financial Data and Graduation Rates

Display Instructions for #8 - #18 (Toggle)
Not Checked

8. Number of Degrees, Diplomas or
Certificates Awarded *
If none, indicate "0".

9

9. Total Charges for this Program *

\$70,950.00

10. The percentage of enrolled
students in the reporting year
receiving federal student loans to
pay for this program *

71

11. The percentage of graduates in
the reporting year who took out
federal student loans to pay for this
program *

79

12. Number of Students Who Began the Program *

If none, indicate "0".

48

13. Number of Students Available for Graduation *

If none, indicate "0".

48

14. Number of On-time Graduates *

If none, indicate "0".

9

15. Completion Rate

This is a calculated field based on #14 and #13.

18.75

16. 150% Graduates?

17. 150% Completion Rate

This is a calculated field based on #16 and #13.

0

18. Is the above data taken from the Integrated Postsecondary Education Data System (IPEDS) of the United States Department of Education? *

No

Placement Data

2020 BPPE Annual Report - Program - Placement Data

Display Instructions for #19 - #23 (Toggle)

Not Checked

19. Graduates Available for Employment *

If none, indicate "0".

9

20. Graduates Employed in the Field *

If none, indicate "0".

4

21. Placement Rate

This is a calculated field based on #17 and #18.

44.44444

22. Graduates employed in the field...

22a. 20 to 29 hours per week *

If none, indicate "0".

0

22b. at least 30 hours per week *

If none, indicate "0".

3

23. Indicate the number of graduates employed...

23a. In a single position in the field of study *
If none, indicate "0".

3

23b. In concurrent aggregated positions in the field of
study (2 or more positions at the same time) *
If none, indicate "0".

0

23c. Freelance/self-employed *
If none, indicate "0".

0

23d. By the institution or an employer owned by the
institution, or an employer who shares ownership with
the institution *
If none, indicate "0".

0

Allied Health

2020 BPPE Annual Report - Program - Allied Health Professionals

Display Instructions for #24-25 (Toggle)

Not Checked

24. Does this "Program" lead to a certificate or degree related to one or more of the
following allied health professionals that requires clinical training? *

No

Exam Passage Rate

2020 BPPE Annual Report - Program - Exam Passage Rate

Display Instructions for #26 (Toggle)

Not Checked

26. Does this educational program lead to an occupation that requires State
licensing? *

No**You have indicated "No" for question #22, please proceed to 'Salary Data'.**

Salary Data

2020 BPPE Annual Report - Program - Salary Data

Display Instructions for #43-45 (Toggle)

Not Checked**43. Graduates Available for Employment**

This field is auto-populated based on your entry in #17.

9**44. Graduates Employed in the Field**

This field is auto-populated based on your entry in #18.

4**45. Graduates Employed in the Field Reported receiving the following Salary or Wage:****For graduates employed in the field, indicate their salaries/earnings below. If there are none in any specific range, indicate "0."**

\$0 - \$5,000 *	\$5,001 - \$10,000 *
0	0
\$10,001 - \$15,000 *	\$15,001 - \$20,000 *
0	0
\$20,001 - \$25,000 *	\$25,001 - \$30,000 *
1	1
\$30,001 - \$35,000 *	\$35,001 - \$40,000 *
0	0
\$40,001 - \$45,000 *	\$45,001 - \$50,000 *
0	1
\$50,001 - \$55,000 *	\$55,001 - \$60,000 *
0	0
\$60,001 - \$65,000 *	\$65,001 - \$70,000 *
0	0
\$70,001 - \$75,000 *	\$75,001 - \$80,000 *
0	0

\$80,001 - \$85,000 *

0

\$90,001 - \$95,000 *

0

Over \$100,000 *

0

\$85,001 - \$90,000 *

0

\$95,001 - \$100,000 *

0

Institution Information



**Bureau for Private
Postsecondary Education**
Department of Consumer Affairs

2020 Annual Report Program Data Workflow

(Printer Friendly Annual Report Instructions Document)

2020 BPPE Annual Report - Program - Institution Data

Complete one Program Data Workflow for EACH educational program offered (advertised) by the institution in the reporting year. If an institution offers the same program at the main location and a branch location, combine the data together and submit one Program Data Workflow for the program being reported.

1. Report Year *

2020

2. Institution Code *

Enter valid Institution Code (main location). Only entry of valid Institution Code will auto-populate the read-only Institution Name field in question #3.

57064558

3. Institution Name (auto-populated) *

If a valid Institution Code is entered in question #2, the Institution Name will auto-populate. If incorrect Institution Code is entered, you must clear out the Code field in question #2, then enter the correct Institution Code to re-fill the Institution Name with the correct Institution Name.

University of Arizona Global Campus

Program Name

2020 BPPE Annual Report - Program - Program Name

Display Instructions for #4 - #7 (Toggle)
Not Checked

4. Name of Program *
Health and Wellness

5. Program Level? Indicate the academic level of the program you are entering, (e.g., Doctorate, Masters, Bachelor, Associate, Diploma/Certificate, Other). If you indicate 'Other', please enter the Program Level in #5a. *
Bachelor

6. Select the Classification of Instructional Programs (CIP) Code that applies to this educational program. Select from the dropdown list the code that most accurately corresponds to the educational program. (Optional)

7. Select all Standard Occupational Classification (SOC) Codes that apply to this program. Select all applicable codes from the dropdown list. (Optional)

Financial and Graduation

2020 BPPE Annual Report - Program - Financial Data and Graduation Rates

Display Instructions for #8 - #18 (Toggle)
Not Checked

8. Number of Degrees, Diplomas or Certificates Awarded *
If none, indicate "0".

7

9. Total Charges for this Program *
\$70,950.00

10. The percentage of enrolled students in the reporting year receiving federal student loans to pay for this program *
67

11. The percentage of graduates in the reporting year who took out federal student loans to pay for this program *
68

12. Number of Students Who Began the Program *

If none, indicate "0".

52

13. Number of Students Available for Graduation *

If none, indicate "0".

52

14. Number of On-time Graduates *

If none, indicate "0".

6

15. Completion Rate

This is a calculated field based on #14 and #13.

11.53846

16. 150% Graduates?

17. 150% Completion Rate

This is a calculated field based on #16 and #13.

0

18. Is the above data taken from the Integrated Postsecondary Education Data System (IPEDS) of the United States Department of Education? *

No

Placement Data

2020 BPPE Annual Report - Program - Placement Data

Display Instructions for #19 - #23 (Toggle)

Not Checked

19. Graduates Available for Employment *

If none, indicate "0".

7

20. Graduates Employed in the Field *

If none, indicate "0".

2

21. Placement Rate

This is a calculated field based on #17 and #18.

28.57143

22. Graduates employed in the field...

22a. 20 to 29 hours per week *

If none, indicate "0".

0

22b. at least 30 hours per week *

If none, indicate "0".

1

23. Indicate the number of graduates employed...

23a. In a single position in the field of study *

If none, indicate "0".

1

23b. In concurrent aggregated positions in the field of study (2 or more positions at the same time) *

If none, indicate "0".

0

23c. Freelance/self-employed *

If none, indicate "0".

0

23d. By the institution or an employer owned by the institution, or an employer who shares ownership with the institution *

If none, indicate "0".

0

Allied Health

2020 BPPE Annual Report - Program - Allied Health Professionals

Display Instructions for #24-25 (Toggle)

Not Checked

24. Does this "Program" lead to a certificate or degree related to one or more of the following allied health professionals that requires clinical training? *

No

Exam Passage Rate

2020 BPPE Annual Report - Program - Exam Passage Rate

Display Instructions for #26 (Toggle)

Not Checked

26. Does this educational program lead to an occupation that requires State licensing? *

No

You have indicated "No" for question #22, please proceed to 'Salary Data'.

Salary Data

2020 BPPE Annual Report - Program - Salary Data

Display Instructions for #43-45 (Toggle)
Not Checked

43. Graduates Available for Employment
This field is auto-populated based on your entry in #17.
7

44. Graduates Employed in the Field
This field is auto-populated based on your entry in #18.
2

45. Graduates Employed in the Field Reported receiving the following Salary or Wage:

For graduates employed in the field, indicate their salaries/earnings below. **If there are none in any specific range, indicate "0."**

\$0 - \$5,000 *	\$5,001 - \$10,000 *
0	0
\$10,001 - \$15,000 *	\$15,001 - \$20,000 *
0	0
\$20,001 - \$25,000 *	\$25,001 - \$30,000 *
0	0
\$30,001 - \$35,000 *	\$35,001 - \$40,000 *
0	0
\$40,001 - \$45,000 *	\$45,001 - \$50,000 *
0	0
\$50,001 - \$55,000 *	\$55,001 - \$60,000 *
0	0
\$60,001 - \$65,000 *	\$65,001 - \$70,000 *
1	0
\$70,001 - \$75,000 *	\$75,001 - \$80,000 *
1	0

\$80,001 - \$85,000 *

0

\$90,001 - \$95,000 *

0

Over \$100,000 *

0

\$85,001 - \$90,000 *

0

\$95,001 - \$100,000 *

0

Institution Information



**Bureau for Private
Postsecondary Education**
Department of Consumer Affairs

2020 Annual Report Program Data Workflow

(Printer Friendly Annual Report Instructions Document)

2020 BPPE Annual Report - Program - Institution Data

Complete one Program Data Workflow for EACH educational program offered (advertised) by the institution in the reporting year. If an institution offers the same program at the main location and a branch location, combine the data together and submit one Program Data Workflow for the program being reported.

1. Report Year *

2020

2. Institution Code *

Enter valid Institution Code (main location). Only entry of valid Institution Code will auto-populate the read-only Institution Name field in question #3.

57064558

3. Institution Name (auto-populated) *

If a valid Institution Code is entered in question #2, the Institution Name will auto-populate. If incorrect Institution Code is entered, you must clear out the Code field in question #2, then enter the correct Institution Code to re-fill the Institution Name with the correct Institution Name.

University of Arizona Global Campus

Program Name

2020 BPPE Annual Report - Program - Program Name

Display Instructions for #4 - #7 (Toggle)
Not Checked

4. Name of Program *

Health Care Administration

5. Program Level? Indicate the academic level of the program you are entering, (e.g., Doctorate, Masters, Bachelor, Associate, Diploma/Certificate, Other). If you indicate 'Other', please enter the Program Level in #5a. *

Bachelor

6. Select the Classification of Instructional Programs (CIP) Code that applies to this educational program. Select from the dropdown list the code that most accurately corresponds to the educational program. (Optional)

7. Select all Standard Occupational Classification (SOC) Codes that apply to this program. Select all applicable codes from the dropdown list. (Optional)

Financial and Graduation

2020 BPPE Annual Report - Program - Financial Data and Graduation Rates

Display Instructions for #8 - #18 (Toggle)
Not Checked

8. Number of Degrees, Diplomas or
Certificates Awarded *
If none, indicate "0".

59

9. Total Charges for this Program *

\$70,950.00

10. The percentage of enrolled
students in the reporting year
receiving federal student loans to
pay for this program *

61

11. The percentage of graduates in
the reporting year who took out
federal student loans to pay for this
program *

63

12. Number of Students Who Began the Program *

If none, indicate "0".

214

13. Number of Students Available for Graduation *

If none, indicate "0".

214

14. Number of On-time Graduates *

If none, indicate "0".

43

15. Completion Rate

This is a calculated field based on #14 and #13.

20.09346

16. 150% Graduates?

17. 150% Completion Rate

This is a calculated field based on #16 and #13.

0

18. Is the above data taken from the Integrated Postsecondary Education Data System (IPEDS) of the United States Department of Education? *

No

Placement Data

2020 BPPE Annual Report - Program - Placement Data

Display Instructions for #19 - #23 (Toggle)

Not Checked

19. Graduates Available for Employment *

If none, indicate "0".

58

20. Graduates Employed in the Field *

If none, indicate "0".

21

21. Placement Rate

This is a calculated field based on #17 and #18.

36.2069

22. Graduates employed in the field...

22a. 20 to 29 hours per week *

If none, indicate "0".

0

22b. at least 30 hours per week *

If none, indicate "0".

20

23. Indicate the number of graduates employed...

23a. In a single position in the field of study *

If none, indicate "0".

20

23b. In concurrent aggregated positions in the field of study (2 or more positions at the same time) *

If none, indicate "0".

0

23c. Freelance/self-employed *

If none, indicate "0".

1

23d. By the institution or an employer owned by the institution, or an employer who shares ownership with the institution *

If none, indicate "0".

0

Allied Health

2020 BPPE Annual Report - Program - Allied Health Professionals

Display Instructions for #24-25 (Toggle)

Not Checked

24. Does this "Program" lead to a certificate or degree related to one or more of the following allied health professionals that requires clinical training? *

No

Exam Passage Rate

2020 BPPE Annual Report - Program - Exam Passage Rate

Display Instructions for #26 (Toggle)

Not Checked

26. Does this educational program lead to an occupation that requires State licensing? *

No**You have indicated "No" for question #22, please proceed to 'Salary Data'.**

Salary Data

2020 BPPE Annual Report - Program - Salary Data

Display Instructions for #43-45 (Toggle)

Not Checked**43. Graduates Available for Employment**

This field is auto-populated based on your entry in #17.

58**44. Graduates Employed in the Field**

This field is auto-populated based on your entry in #18.

21**45. Graduates Employed in the Field Reported receiving the following Salary or Wage:****For graduates employed in the field, indicate their salaries/earnings below. If there are none in any specific range, indicate "0."**

\$0 - \$5,000 *	\$5,001 - \$10,000 *
0	0
\$10,001 - \$15,000 *	\$15,001 - \$20,000 *
0	0
\$20,001 - \$25,000 *	\$25,001 - \$30,000 *
0	0
\$30,001 - \$35,000 *	\$35,001 - \$40,000 *
0	2
\$40,001 - \$45,000 *	\$45,001 - \$50,000 *
0	1
\$50,001 - \$55,000 *	\$55,001 - \$60,000 *
1	1
\$60,001 - \$65,000 *	\$65,001 - \$70,000 *
1	2
\$70,001 - \$75,000 *	\$75,001 - \$80,000 *
0	1

\$80,001 - \$85,000 *

0

\$90,001 - \$95,000 *

0

Over \$100,000 *

2

\$85,001 - \$90,000 *

0

\$95,001 - \$100,000 *

2

Institution Information



**Bureau for Private
Postsecondary Education**
Department of Consumer Affairs

2020 Annual Report Program Data Workflow

(Printer Friendly Annual Report Instructions Document)

2020 BPPE Annual Report - Program - Institution Data

Complete one Program Data Workflow for EACH educational program offered (advertised) by the institution in the reporting year. If an institution offers the same program at the main location and a branch location, combine the data together and submit one Program Data Workflow for the program being reported.

1. Report Year *

2020

2. Institution Code *

Enter valid Institution Code (main location). Only entry of valid Institution Code will auto-populate the read-only Institution Name field in question #3.

57064558

3. Institution Name (auto-populated) *

If a valid Institution Code is entered in question #2, the Institution Name will auto-populate. If incorrect Institution Code is entered, you must clear out the Code field in question #2, then enter the correct Institution Code to re-fill the Institution Name with the correct Institution Name.

University of Arizona Global Campus

Program Name

2020 BPPE Annual Report - Program - Program Name

Display Instructions for #4 - #7 (Toggle)
Not Checked

4. Name of Program *

Health Education

5. Program Level? Indicate the academic level of the program you are entering, (e.g., Doctorate, Masters, Bachelor, Associate, Diploma/Certificate, Other). If you indicate 'Other', please enter the Program Level in #5a. *

Bachelor

6. Select the Classification of Instructional Programs (CIP) Code that applies to this educational program. Select from the dropdown list the code that most accurately corresponds to the educational program. (Optional)

7. Select all Standard Occupational Classification (SOC) Codes that apply to this program. Select all applicable codes from the dropdown list. (Optional)

Financial and Graduation

2020 BPPE Annual Report - Program - Financial Data and Graduation Rates

Display Instructions for #8 - #18 (Toggle)
Not Checked

8. Number of Degrees, Diplomas or Certificates Awarded *

If none, indicate "0".

3

9. Total Charges for this Program *

\$70,950.00

10. The percentage of enrolled students in the reporting year receiving federal student loans to pay for this program *

62

11. The percentage of graduates in the reporting year who took out federal student loans to pay for this program *

63

12. Number of Students Who Began the Program *

If none, indicate "0".

7

13. Number of Students Available for Graduation *

If none, indicate "0".

7

14. Number of On-time Graduates *

If none, indicate "0".

4

15. Completion Rate

This is a calculated field based on #14 and #13.

57.14286

16. 150% Graduates?

17. 150% Completion Rate

This is a calculated field based on #16 and #13.

0

18. Is the above data taken from the Integrated Postsecondary Education Data System (IPEDS) of the United States Department of Education? *

No

Placement Data

2020 BPPE Annual Report - Program - Placement Data

Display Instructions for #19 - #23 (Toggle)

Not Checked

19. Graduates Available for Employment *

If none, indicate "0".

3

20. Graduates Employed in the Field *

If none, indicate "0".

1

21. Placement Rate

This is a calculated field based on #17 and #18.

33.33333

22. Graduates employed in the field...

22a. 20 to 29 hours per week *

If none, indicate "0".

0

22b. at least 30 hours per week *

If none, indicate "0".

1

23. Indicate the number of graduates employed...

23a. In a single position in the field of study *

If none, indicate "0".

1

23b. In concurrent aggregated positions in the field of study (2 or more positions at the same time) *

If none, indicate "0".

0

23c. Freelance/self-employed *

If none, indicate "0".

0

23d. By the institution or an employer owned by the institution, or an employer who shares ownership with the institution *

If none, indicate "0".

0

Allied Health

2020 BPPE Annual Report - Program - Allied Health Professionals

Display Instructions for #24-25 (Toggle)

Not Checked

24. Does this "Program" lead to a certificate or degree related to one or more of the following allied health professionals that requires clinical training? *

No

Exam Passage Rate

2020 BPPE Annual Report - Program - Exam Passage Rate

Display Instructions for #26 (Toggle)

Not Checked

26. Does this educational program lead to an occupation that requires State licensing? *

No

You have indicated "No" for question #22, please proceed to 'Salary Data'.

Salary Data

2020 BPPE Annual Report - Program - Salary Data

Display Instructions for #43-45 (Toggle)
Not Checked

43. Graduates Available for Employment
This field is auto-populated based on your entry in #17.
3

44. Graduates Employed in the Field
This field is auto-populated based on your entry in #18.
1

45. Graduates Employed in the Field Reported receiving the following Salary or Wage:

For graduates employed in the field, indicate their salaries/earnings below. **If there are none in any specific range, indicate "0."**

\$0 - \$5,000 *	\$5,001 - \$10,000 *
0	0
\$10,001 - \$15,000 *	\$15,001 - \$20,000 *
0	0
\$20,001 - \$25,000 *	\$25,001 - \$30,000 *
1	0
\$30,001 - \$35,000 *	\$35,001 - \$40,000 *
0	0
\$40,001 - \$45,000 *	\$45,001 - \$50,000 *
0	0
\$50,001 - \$55,000 *	\$55,001 - \$60,000 *
0	0
\$60,001 - \$65,000 *	\$65,001 - \$70,000 *
0	0
\$70,001 - \$75,000 *	\$75,001 - \$80,000 *
0	0

\$80,001 - \$85,000 *

0

\$90,001 - \$95,000 *

0

Over \$100,000 *

0

\$85,001 - \$90,000 *

0

\$95,001 - \$100,000 *

0

Institution Information



**Bureau for Private
Postsecondary Education**
Department of Consumer Affairs

2020 Annual Report Program Data Workflow

(Printer Friendly Annual Report Instructions Document)

2020 BPPE Annual Report - Program - Institution Data

Complete one Program Data Workflow for EACH educational program offered (advertised) by the institution in the reporting year. If an institution offers the same program at the main location and a branch location, combine the data together and submit one Program Data Workflow for the program being reported.

1. Report Year *

2020

2. Institution Code *

Enter valid Institution Code (main location). Only entry of valid Institution Code will auto-populate the read-only Institution Name field in question #3.

57064558

3. Institution Name (auto-populated) *

If a valid Institution Code is entered in question #2, the Institution Name will auto-populate. If incorrect Institution Code is entered, you must clear out the Code field in question #2, then enter the correct Institution Code to re-fill the Institution Name with the correct Institution Name.

University of Arizona Global Campus

Program Name

2020 BPPE Annual Report - Program - Program Name

Display Instructions for #4 - #7 (Toggle)
Not Checked

4. Name of Program *

History

5. Program Level? Indicate the academic level of the program you are entering, (e.g., Doctorate, Masters, Bachelor, Associate, Diploma/Certificate, Other). If you indicate 'Other', please enter the Program Level in #5a. *

Bachelor

6. Select the Classification of Instructional Programs (CIP) Code that applies to this educational program. Select from the dropdown list the code that most accurately corresponds to the educational program. (Optional)

7. Select all Standard Occupational Classification (SOC) Codes that apply to this program. Select all applicable codes from the dropdown list. (Optional)

Financial and Graduation

2020 BPPE Annual Report - Program - Financial Data and Graduation Rates

Display Instructions for #8 - #18 (Toggle)
Not Checked

8. Number of Degrees, Diplomas or
Certificates Awarded *
If none, indicate "0".

10

9. Total Charges for this Program *

\$70,950.00

10. The percentage of enrolled
students in the reporting year
receiving federal student loans to
pay for this program *

64

11. The percentage of graduates in
the reporting year who took out
federal student loans to pay for this
program *

67

12. Number of Students Who Began the Program *

If none, indicate "0".

31

13. Number of Students Available for Graduation *

If none, indicate "0".

30

14. Number of On-time Graduates *

If none, indicate "0".

12

15. Completion Rate

This is a calculated field based on #14 and #13.

40

16. 150% Graduates?

17. 150% Completion Rate

This is a calculated field based on #16 and #13.

0

18. Is the above data taken from the Integrated Postsecondary Education Data System (IPEDS) of the United States Department of Education? *

No

Placement Data

2020 BPPE Annual Report - Program - Placement Data

Display Instructions for #19 - #23 (Toggle)

Not Checked

19. Graduates Available for Employment *

If none, indicate "0".

10

20. Graduates Employed in the Field *

If none, indicate "0".

0

21. Placement Rate

This is a calculated field based on #17 and #18.

0

22. Graduates employed in the field...

22a. 20 to 29 hours per week *

If none, indicate "0".

0

22b. at least 30 hours per week *

If none, indicate "0".

0

23. Indicate the number of graduates employed...

23a. In a single position in the field of study *

If none, indicate "0".

0

23b. In concurrent aggregated positions in the field of study (2 or more positions at the same time) *

If none, indicate "0".

0

23c. Freelance/self-employed *

If none, indicate "0".

0

23d. By the institution or an employer owned by the institution, or an employer who shares ownership with the institution *

If none, indicate "0".

0

Allied Health

2020 BPPE Annual Report - Program - Allied Health Professionals

Display Instructions for #24-25 (Toggle)

Not Checked

24. Does this "Program" lead to a certificate or degree related to one or more of the following allied health professionals that requires clinical training? *

No

Exam Passage Rate

2020 BPPE Annual Report - Program - Exam Passage Rate

Display Instructions for #26 (Toggle)

Not Checked

26. Does this educational program lead to an occupation that requires State licensing? *

No

You have indicated "No" for question #22, please proceed to 'Salary Data'.

Salary Data

2020 BPPE Annual Report - Program - Salary Data

Display Instructions for #43-45 (Toggle)
Not Checked

43. Graduates Available for Employment
This field is auto-populated based on your entry in #17.
10

44. Graduates Employed in the Field
This field is auto-populated based on your entry in #18.
0

45. Graduates Employed in the Field Reported receiving the following Salary or Wage:

For graduates employed in the field, indicate their salaries/earnings below. **If there are none in any specific range, indicate "0."**

\$0 - \$5,000 *	\$5,001 - \$10,000 *
0	0
\$10,001 - \$15,000 *	\$15,001 - \$20,000 *
0	0
\$20,001 - \$25,000 *	\$25,001 - \$30,000 *
0	0
\$30,001 - \$35,000 *	\$35,001 - \$40,000 *
0	0
\$40,001 - \$45,000 *	\$45,001 - \$50,000 *
0	0
\$50,001 - \$55,000 *	\$55,001 - \$60,000 *
0	0
\$60,001 - \$65,000 *	\$65,001 - \$70,000 *
0	0
\$70,001 - \$75,000 *	\$75,001 - \$80,000 *
0	0

\$80,001 - \$85,000 *

0

\$90,001 - \$95,000 *

0

Over \$100,000 *

0

\$85,001 - \$90,000 *

0

\$95,001 - \$100,000 *

0

Institution Information



**Bureau for Private
Postsecondary Education**
Department of Consumer Affairs

2020 Annual Report Program Data Workflow

(Printer Friendly Annual Report Instructions Document)

2020 BPPE Annual Report - Program - Institution Data

Complete one Program Data Workflow for EACH educational program offered (advertised) by the institution in the reporting year. If an institution offers the same program at the main location and a branch location, combine the data together and submit one Program Data Workflow for the program being reported.

1. Report Year *

2020

2. Institution Code *

Enter valid Institution Code (main location). Only entry of valid Institution Code will auto-populate the read-only Institution Name field in question #3.

57064558

3. Institution Name (auto-populated) *

If a valid Institution Code is entered in question #2, the Institution Name will auto-populate. If incorrect Institution Code is entered, you must clear out the Code field in question #2, then enter the correct Institution Code to re-fill the Institution Name with the correct Institution Name.

University of Arizona Global Campus

Program Name

2020 BPPE Annual Report - Program - Program Name

Display Instructions for #4 - #7 (Toggle)
Not Checked

4. Name of Program *

Homeland Security and Emergency Management

5. Program Level? Indicate the academic level of the program you are entering, (e.g., Doctorate, Masters, Bachelor, Associate, Diploma/Certificate, Other). If you indicate 'Other', please enter the Program Level in #5a. *

Bachelor

6. Select the Classification of Instructional Programs (CIP) Code that applies to this educational program. Select from the dropdown list the code that most accurately corresponds to the educational program. (Optional)

7. Select all Standard Occupational Classification (SOC) Codes that apply to this program. Select all applicable codes from the dropdown list. (Optional)

Financial and Graduation

2020 BPPE Annual Report - Program - Financial Data and Graduation Rates

Display Instructions for #8 - #18 (Toggle)
Not Checked

8. Number of Degrees, Diplomas or
Certificates Awarded *
If none, indicate "0".

10

9. Total Charges for this Program *

\$70,950.00

10. The percentage of enrolled
students in the reporting year
receiving federal student loans to
pay for this program *

68

11. The percentage of graduates in
the reporting year who took out
federal student loans to pay for this
program *

64

12. Number of Students Who Began the Program *

If none, indicate "0".

56

13. Number of Students Available for Graduation *

If none, indicate "0".

51

14. Number of On-time Graduates *

If none, indicate "0".

10

15. Completion Rate

This is a calculated field based on #14 and #13.

19.60784

16. 150% Graduates?

17. 150% Completion Rate

This is a calculated field based on #16 and #13.

0

18. Is the above data taken from the Integrated Postsecondary Education Data System (IPEDS) of the United States Department of Education? *

No

Placement Data

2020 BPPE Annual Report - Program - Placement Data

Display Instructions for #19 - #23 (Toggle)

Not Checked

19. Graduates Available for Employment *

If none, indicate "0".

10

20. Graduates Employed in the Field *

If none, indicate "0".

4

21. Placement Rate

This is a calculated field based on #17 and #18.

40

22. Graduates employed in the field...

22a. 20 to 29 hours per week *

If none, indicate "0".

0

22b. at least 30 hours per week *

If none, indicate "0".

4

23. Indicate the number of graduates employed...

23a. In a single position in the field of study *

If none, indicate "0".

4

23b. In concurrent aggregated positions in the field of study (2 or more positions at the same time) *

If none, indicate "0".

0

23c. Freelance/self-employed *

If none, indicate "0".

0

23d. By the institution or an employer owned by the institution, or an employer who shares ownership with the institution *

If none, indicate "0".

0

Allied Health

2020 BPPE Annual Report - Program - Allied Health Professionals

Display Instructions for #24-25 (Toggle)

Not Checked

24. Does this "Program" lead to a certificate or degree related to one or more of the following allied health professionals that requires clinical training? *

No

Exam Passage Rate

2020 BPPE Annual Report - Program - Exam Passage Rate

Display Instructions for #26 (Toggle)

Not Checked

26. Does this educational program lead to an occupation that requires State licensing? *

No

You have indicated "No" for question #22, please proceed to 'Salary Data'.

Salary Data

2020 BPPE Annual Report - Program - Salary Data

Display Instructions for #43-45 (Toggle)
Not Checked

43. Graduates Available for Employment
This field is auto-populated based on your entry in #17.
10

44. Graduates Employed in the Field
This field is auto-populated based on your entry in #18.
4

45. Graduates Employed in the Field Reported receiving the following Salary or Wage:

For graduates employed in the field, indicate their salaries/earnings below. **If there are none in any specific range, indicate "0."**

\$0 - \$5,000 *	\$5,001 - \$10,000 *
0	0
\$10,001 - \$15,000 *	\$15,001 - \$20,000 *
0	0
\$20,001 - \$25,000 *	\$25,001 - \$30,000 *
0	0
\$30,001 - \$35,000 *	\$35,001 - \$40,000 *
0	0
\$40,001 - \$45,000 *	\$45,001 - \$50,000 *
0	0
\$50,001 - \$55,000 *	\$55,001 - \$60,000 *
0	0
\$60,001 - \$65,000 *	\$65,001 - \$70,000 *
0	1
\$70,001 - \$75,000 *	\$75,001 - \$80,000 *
0	0

\$80,001 - \$85,000 *

0

\$90,001 - \$95,000 *

0

Over \$100,000 *

0

\$85,001 - \$90,000 *

2

\$95,001 - \$100,000 *

0

Institution Information



**Bureau for Private
Postsecondary Education**
Department of Consumer Affairs

2020 Annual Report Program Data Workflow

(Printer Friendly Annual Report Instructions Document)

2020 BPPE Annual Report - Program - Institution Data

Complete one Program Data Workflow for EACH educational program offered (advertised) by the institution in the reporting year. If an institution offers the same program at the main location and a branch location, combine the data together and submit one Program Data Workflow for the program being reported.

1. Report Year *

2020

2. Institution Code *

Enter valid Institution Code (main location). Only entry of valid Institution Code will auto-populate the read-only Institution Name field in question #3.

57064558

3. Institution Name (auto-populated) *

If a valid Institution Code is entered in question #2, the Institution Name will auto-populate. If incorrect Institution Code is entered, you must clear out the Code field in question #2, then enter the correct Institution Code to re-fill the Institution Name with the correct Institution Name.

University of Arizona Global Campus

Program Name

2020 BPPE Annual Report - Program - Program Name

Display Instructions for #4 - #7 (Toggle)
Not Checked

4. Name of Program *

Human Resources Management

5. Program Level? Indicate the academic level of the program you are entering, (e.g., Doctorate, Masters, Bachelor, Associate, Diploma/Certificate, Other). If you indicate 'Other', please enter the Program Level in #5a. *

Bachelor

6. Select the Classification of Instructional Programs (CIP) Code that applies to this educational program. Select from the dropdown list the code that most accurately corresponds to the educational program. (Optional)

7. Select all Standard Occupational Classification (SOC) Codes that apply to this program. Select all applicable codes from the dropdown list. (Optional)

Financial and Graduation

2020 BPPE Annual Report - Program - Financial Data and Graduation Rates

Display Instructions for #8 - #18 (Toggle)
Not Checked

8. Number of Degrees, Diplomas or
Certificates Awarded *
If none, indicate "0".

28

9. Total Charges for this Program *

\$70,950.00

10. The percentage of enrolled
students in the reporting year
receiving federal student loans to
pay for this program *

54

11. The percentage of graduates in
the reporting year who took out
federal student loans to pay for this
program *

59

12. Number of Students Who Began the Program *

If none, indicate "0".

121

13. Number of Students Available for Graduation *

If none, indicate "0".

118

14. Number of On-time Graduates *

If none, indicate "0".

37

15. Completion Rate

This is a calculated field based on #14 and #13.

31.35593

16. 150% Graduates?

17. 150% Completion Rate

This is a calculated field based on #16 and #13.

0

18. Is the above data taken from the Integrated Postsecondary Education Data System (IPEDS) of the United States Department of Education? *

No

Placement Data

2020 BPPE Annual Report - Program - Placement Data

Display Instructions for #19 - #23 (Toggle)

Not Checked

19. Graduates Available for Employment *

If none, indicate "0".

28

20. Graduates Employed in the Field *

If none, indicate "0".

14

21. Placement Rate

This is a calculated field based on #17 and #18.

50

22. Graduates employed in the field...

22a. 20 to 29 hours per week *

If none, indicate "0".

0

22b. at least 30 hours per week *

If none, indicate "0".

13

23. Indicate the number of graduates employed...

23a. In a single position in the field of study *

If none, indicate "0".

13

23b. In concurrent aggregated positions in the field of study (2 or more positions at the same time) *

If none, indicate "0".

0

23c. Freelance/self-employed *

If none, indicate "0".

0

23d. By the institution or an employer owned by the institution, or an employer who shares ownership with the institution *

If none, indicate "0".

0

Allied Health

2020 BPPE Annual Report - Program - Allied Health Professionals

Display Instructions for #24-25 (Toggle)

Not Checked

24. Does this "Program" lead to a certificate or degree related to one or more of the following allied health professionals that requires clinical training? *

No

Exam Passage Rate

2020 BPPE Annual Report - Program - Exam Passage Rate

Display Instructions for #26 (Toggle)

Not Checked

26. Does this educational program lead to an occupation that requires State licensing? *

No

You have indicated "No" for question #22, please proceed to 'Salary Data'.

Salary Data

2020 BPPE Annual Report - Program - Salary Data

Display Instructions for #43-45 (Toggle)

Not Checked

43. Graduates Available for Employment

This field is auto-populated based on your entry in #17.

28

44. Graduates Employed in the Field

This field is auto-populated based on your entry in #18.

14

45. Graduates Employed in the Field Reported receiving the following Salary or Wage:

For graduates employed in the field, indicate their salaries/earnings below. **If there are none in any specific range, indicate "0."**

\$0 - \$5,000 *	\$5,001 - \$10,000 *
0	0
\$10,001 - \$15,000 *	\$15,001 - \$20,000 *
0	0
\$20,001 - \$25,000 *	\$25,001 - \$30,000 *
0	0
\$30,001 - \$35,000 *	\$35,001 - \$40,000 *
0	0
\$40,001 - \$45,000 *	\$45,001 - \$50,000 *
1	2
\$50,001 - \$55,000 *	\$55,001 - \$60,000 *
1	0
\$60,001 - \$65,000 *	\$65,001 - \$70,000 *
1	1
\$70,001 - \$75,000 *	\$75,001 - \$80,000 *
1	0

\$80,001 - \$85,000 *

0

\$90,001 - \$95,000 *

0

Over \$100,000 *

3

\$85,001 - \$90,000 *

1

\$95,001 - \$100,000 *

0

Institution Information



**Bureau for Private
Postsecondary Education**
Department of Consumer Affairs

2020 Annual Report Program Data Workflow

(Printer Friendly Annual Report Instructions Document)

2020 BPPE Annual Report - Program - Institution Data

Complete one Program Data Workflow for EACH educational program offered (advertised) by the institution in the reporting year. If an institution offers the same program at the main location and a branch location, combine the data together and submit one Program Data Workflow for the program being reported.

1. Report Year *

2020

2. Institution Code *

Enter valid Institution Code (main location). Only entry of valid Institution Code will auto-populate the read-only Institution Name field in question #3.

57064558

3. Institution Name (auto-populated) *

If a valid Institution Code is entered in question #2, the Institution Name will auto-populate. If incorrect Institution Code is entered, you must clear out the Code field in question #2, then enter the correct Institution Code to re-fill the Institution Name with the correct Institution Name.

University of Arizona Global Campus

Program Name

2020 BPPE Annual Report - Program - Program Name

Display Instructions for #4 - #7 (Toggle)
Not Checked

4. Name of Program *

Instructional Design

5. Program Level? Indicate the academic level of the program you are entering, (e.g., Doctorate, Masters, Bachelor, Associate, Diploma/Certificate, Other). If you indicate 'Other', please enter the Program Level in #5a. *

Bachelor

6. Select the Classification of Instructional Programs (CIP) Code that applies to this educational program. Select from the dropdown list the code that most accurately corresponds to the educational program. (Optional)

7. Select all Standard Occupational Classification (SOC) Codes that apply to this program. Select all applicable codes from the dropdown list. (Optional)

Financial and Graduation

2020 BPPE Annual Report - Program - Financial Data and Graduation Rates

Display Instructions for #8 - #18 (Toggle)
Not Checked

8. Number of Degrees, Diplomas or Certificates Awarded *

If none, indicate "0".

0

9. Total Charges for this Program *

\$70,950.00

10. The percentage of enrolled students in the reporting year receiving federal student loans to pay for this program *

50

11. The percentage of graduates in the reporting year who took out federal student loans to pay for this program *

58

12. Number of Students Who Began the Program *

If none, indicate "0".

3

13. Number of Students Available for Graduation *

If none, indicate "0".

3

14. Number of On-time Graduates *

If none, indicate "0".

0

15. Completion Rate

This is a calculated field based on #14 and #13.

0

16. 150% Graduates?

17. 150% Completion Rate

This is a calculated field based on #16 and #13.

0

18. Is the above data taken from the Integrated Postsecondary Education Data System (IPEDS) of the United States Department of Education? *

No

Placement Data

2020 BPPE Annual Report - Program - Placement Data

Display Instructions for #19 - #23 (Toggle)

Not Checked

19. Graduates Available for Employment *

If none, indicate "0".

0

20. Graduates Employed in the Field *

If none, indicate "0".

0

21. Placement Rate

This is a calculated field based on #17 and #18.

22. Graduates employed in the field...

22a. 20 to 29 hours per week *

If none, indicate "0".

0

22b. at least 30 hours per week *

If none, indicate "0".

0

23. Indicate the number of graduates employed...

23a. In a single position in the field of study *

If none, indicate "0".

0

23b. In concurrent aggregated positions in the field of study (2 or more positions at the same time) *

If none, indicate "0".

0

23c. Freelance/self-employed *

If none, indicate "0".

0

23d. By the institution or an employer owned by the institution, or an employer who shares ownership with the institution *

If none, indicate "0".

0

Allied Health

2020 BPPE Annual Report - Program - Allied Health Professionals

Display Instructions for #24-25 (Toggle)

Not Checked

24. Does this "Program" lead to a certificate or degree related to one or more of the following allied health professionals that requires clinical training? *

No

Exam Passage Rate

2020 BPPE Annual Report - Program - Exam Passage Rate

Display Instructions for #26 (Toggle)

Not Checked

26. Does this educational program lead to an occupation that requires State licensing? *

No

You have indicated "No" for question #22, please proceed to 'Salary Data'.

Salary Data

2020 BPPE Annual Report - Program - Salary Data

Display Instructions for #43-45 (Toggle)
Not Checked

43. Graduates Available for Employment
This field is auto-populated based on your entry in #17.
0

44. Graduates Employed in the Field
This field is auto-populated based on your entry in #18.
0

45. Graduates Employed in the Field Reported receiving the following Salary or Wage:

For graduates employed in the field, indicate their salaries/earnings below. **If there are none in any specific range, indicate "0."**

\$0 - \$5,000 *	\$5,001 - \$10,000 *
0	0
\$10,001 - \$15,000 *	\$15,001 - \$20,000 *
0	0
\$20,001 - \$25,000 *	\$25,001 - \$30,000 *
0	0
\$30,001 - \$35,000 *	\$35,001 - \$40,000 *
0	0
\$40,001 - \$45,000 *	\$45,001 - \$50,000 *
0	0
\$50,001 - \$55,000 *	\$55,001 - \$60,000 *
0	0
\$60,001 - \$65,000 *	\$65,001 - \$70,000 *
0	0
\$70,001 - \$75,000 *	\$75,001 - \$80,000 *
0	0

\$80,001 - \$85,000 *

0

\$90,001 - \$95,000 *

0

Over \$100,000 *

0

\$85,001 - \$90,000 *

0

\$95,001 - \$100,000 *

0

Institution Information



**Bureau for Private
Postsecondary Education**
Department of Consumer Affairs

2020 Annual Report Program Data Workflow

(Printer Friendly Annual Report Instructions Document)

2020 BPPE Annual Report - Program - Institution Data

Complete one Program Data Workflow for EACH educational program offered (advertised) by the institution in the reporting year. If an institution offers the same program at the main location and a branch location, combine the data together and submit one Program Data Workflow for the program being reported.

1. Report Year *

2020

2. Institution Code *

Enter valid Institution Code (main location). Only entry of valid Institution Code will auto-populate the read-only Institution Name field in question #3.

57064558

3. Institution Name (auto-populated) *

If a valid Institution Code is entered in question #2, the Institution Name will auto-populate. If incorrect Institution Code is entered, you must clear out the Code field in question #2, then enter the correct Institution Code to re-fill the Institution Name with the correct Institution Name.

University of Arizona Global Campus

Program Name

2020 BPPE Annual Report - Program - Program Name

Display Instructions for #4 - #7 (Toggle)
Not Checked

4. Name of Program *

International Business

5. Program Level? Indicate the academic level of the program you are entering, (e.g., Doctorate, Masters, Bachelor, Associate, Diploma/Certificate, Other). If you indicate 'Other', please enter the Program Level in #5a. *

Bachelor

6. Select the Classification of Instructional Programs (CIP) Code that applies to this educational program. Select from the dropdown list the code that most accurately corresponds to the educational program. (Optional)

7. Select all Standard Occupational Classification (SOC) Codes that apply to this program. Select all applicable codes from the dropdown list. (Optional)

Financial and Graduation

2020 BPPE Annual Report - Program - Financial Data and Graduation Rates

Display Instructions for #8 - #18 (Toggle)
Not Checked

8. Number of Degrees, Diplomas or
Certificates Awarded *
If none, indicate "0".

2

9. Total Charges for this Program *

\$70,950.00

10. The percentage of enrolled
students in the reporting year
receiving federal student loans to
pay for this program *

46

11. The percentage of graduates in
the reporting year who took out
federal student loans to pay for this
program *

60

12. Number of Students Who Began the Program *

If none, indicate "0".

24

13. Number of Students Available for Graduation *

If none, indicate "0".

24

14. Number of On-time Graduates *

If none, indicate "0".

1

15. Completion Rate

This is a calculated field based on #14 and #13.

4.16667

16. 150% Graduates?

17. 150% Completion Rate

This is a calculated field based on #16 and #13.

0

18. Is the above data taken from the Integrated Postsecondary Education Data System (IPEDS) of the United States Department of Education? *

No

Placement Data

2020 BPPE Annual Report - Program - Placement Data

Display Instructions for #19 - #23 (Toggle)

Not Checked

19. Graduates Available for Employment *

If none, indicate "0".

2

20. Graduates Employed in the Field *

If none, indicate "0".

0

21. Placement Rate

This is a calculated field based on #17 and #18.

0

22. Graduates employed in the field...

22a. 20 to 29 hours per week *

If none, indicate "0".

0

22b. at least 30 hours per week *

If none, indicate "0".

0

23. Indicate the number of graduates employed...

23a. In a single position in the field of study *

If none, indicate "0".

0

23b. In concurrent aggregated positions in the field of study (2 or more positions at the same time) *

If none, indicate "0".

0

23c. Freelance/self-employed *

If none, indicate "0".

0

23d. By the institution or an employer owned by the institution, or an employer who shares ownership with the institution *

If none, indicate "0".

0

Allied Health

2020 BPPE Annual Report - Program - Allied Health Professionals

Display Instructions for #24-25 (Toggle)

Not Checked

24. Does this "Program" lead to a certificate or degree related to one or more of the following allied health professionals that requires clinical training? *

No

Exam Passage Rate

2020 BPPE Annual Report - Program - Exam Passage Rate

Display Instructions for #26 (Toggle)

Not Checked

26. Does this educational program lead to an occupation that requires State licensing? *

No

You have indicated "No" for question #22, please proceed to 'Salary Data'.

Salary Data

2020 BPPE Annual Report - Program - Salary Data

Display Instructions for #43-45 (Toggle)
Not Checked

43. Graduates Available for Employment
This field is auto-populated based on your entry in #17.
2

44. Graduates Employed in the Field
This field is auto-populated based on your entry in #18.
0

45. Graduates Employed in the Field Reported receiving the following Salary or Wage:

For graduates employed in the field, indicate their salaries/earnings below. **If there are none in any specific range, indicate "0."**

\$0 - \$5,000 *	\$5,001 - \$10,000 *
0	0
\$10,001 - \$15,000 *	\$15,001 - \$20,000 *
0	0
\$20,001 - \$25,000 *	\$25,001 - \$30,000 *
0	0
\$30,001 - \$35,000 *	\$35,001 - \$40,000 *
0	0
\$40,001 - \$45,000 *	\$45,001 - \$50,000 *
0	0
\$50,001 - \$55,000 *	\$55,001 - \$60,000 *
0	0
\$60,001 - \$65,000 *	\$65,001 - \$70,000 *
0	0
\$70,001 - \$75,000 *	\$75,001 - \$80,000 *
0	0

\$80,001 - \$85,000 *

0

\$90,001 - \$95,000 *

0

Over \$100,000 *

0

\$85,001 - \$90,000 *

0

\$95,001 - \$100,000 *

0

Institution Information



**Bureau for Private
Postsecondary Education**
Department of Consumer Affairs

2020 Annual Report Program Data Workflow

(Printer Friendly Annual Report Instructions Document)

2020 BPPE Annual Report - Program - Institution Data

Complete one Program Data Workflow for EACH educational program offered (advertised) by the institution in the reporting year. If an institution offers the same program at the main location and a branch location, combine the data together and submit one Program Data Workflow for the program being reported.

1. Report Year *

2020

2. Institution Code *

Enter valid Institution Code (main location). Only entry of valid Institution Code will auto-populate the read-only Institution Name field in question #3.

57064558

3. Institution Name (auto-populated) *

If a valid Institution Code is entered in question #2, the Institution Name will auto-populate. If incorrect Institution Code is entered, you must clear out the Code field in question #2, then enter the correct Institution Code to re-fill the Institution Name with the correct Institution Name.

University of Arizona Global Campus

Program Name

2020 BPPE Annual Report - Program - Program Name

Display Instructions for #4 - #7 (Toggle)

Not Checked

4. Name of Program *

Journalism and Mass Communication

5. Program Level? Indicate the academic level of the program you are entering, (e.g., Doctorate, Masters, Bachelor, Associate, Diploma/Certificate, Other). If you indicate 'Other', please enter the Program Level in #5a. *

Bachelor

6. Select the Classification of Instructional Programs (CIP) Code that applies to this educational program. Select from the dropdown list the code that most accurately corresponds to the educational program. (Optional)

7. Select all Standard Occupational Classification (SOC) Codes that apply to this program. Select all applicable codes from the dropdown list. (Optional)

Financial and Graduation

2020 BPPE Annual Report - Program - Financial Data and Graduation Rates

Display Instructions for #8 - #18 (Toggle)

Not Checked

8. Number of Degrees, Diplomas or
Certificates Awarded *

If none, indicate "0".

6

9. Total Charges for this Program *

\$70,950.00

10. The percentage of enrolled
students in the reporting year
receiving federal student loans to
pay for this program *

68

11. The percentage of graduates in
the reporting year who took out
federal student loans to pay for this
program *

73

12. Number of Students Who Began the Program *

If none, indicate "0".

22

13. Number of Students Available for Graduation *

If none, indicate "0".

22

14. Number of On-time Graduates *

If none, indicate "0".

2

15. Completion Rate

This is a calculated field based on #14 and #13.

9.09091

16. 150% Graduates?

17. 150% Completion Rate

This is a calculated field based on #16 and #13.

0

18. Is the above data taken from the Integrated Postsecondary Education Data System (IPEDS) of the United States Department of Education? *

No

Placement Data

2020 BPPE Annual Report - Program - Placement Data

Display Instructions for #19 - #23 (Toggle)

Not Checked

19. Graduates Available for Employment *

If none, indicate "0".

6

20. Graduates Employed in the Field *

If none, indicate "0".

1

21. Placement Rate

This is a calculated field based on #17 and #18.

16.66667

22. Graduates employed in the field...

22a. 20 to 29 hours per week *

If none, indicate "0".

0

22b. at least 30 hours per week *

If none, indicate "0".

0

23. Indicate the number of graduates employed...

23a. In a single position in the field of study *

If none, indicate "0".

0

23b. In concurrent aggregated positions in the field of study (2 or more positions at the same time) *

If none, indicate "0".

0

23c. Freelance/self-employed *

If none, indicate "0".

0

23d. By the institution or an employer owned by the institution, or an employer who shares ownership with the institution *

If none, indicate "0".

0

Allied Health

2020 BPPE Annual Report - Program - Allied Health Professionals

Display Instructions for #24-25 (Toggle)

Not Checked

24. Does this "Program" lead to a certificate or degree related to one or more of the following allied health professionals that requires clinical training? *

No

Exam Passage Rate

2020 BPPE Annual Report - Program - Exam Passage Rate

Display Instructions for #26 (Toggle)

Not Checked

26. Does this educational program lead to an occupation that requires State licensing? *

No**You have indicated "No" for question #22, please proceed to 'Salary Data'.**

Salary Data

2020 BPPE Annual Report - Program - Salary Data

Display Instructions for #43-45 (Toggle)

Not Checked**43. Graduates Available for Employment**

This field is auto-populated based on your entry in #17.

6**44. Graduates Employed in the Field**

This field is auto-populated based on your entry in #18.

1**45. Graduates Employed in the Field Reported receiving the following Salary or Wage:****For graduates employed in the field, indicate their salaries/earnings below. If there are none in any specific range, indicate "0."**

\$0 - \$5,000 *	\$5,001 - \$10,000 *
0	0
\$10,001 - \$15,000 *	\$15,001 - \$20,000 *
0	0
\$20,001 - \$25,000 *	\$25,001 - \$30,000 *
0	0
\$30,001 - \$35,000 *	\$35,001 - \$40,000 *
0	0
\$40,001 - \$45,000 *	\$45,001 - \$50,000 *
1	0
\$50,001 - \$55,000 *	\$55,001 - \$60,000 *
0	0
\$60,001 - \$65,000 *	\$65,001 - \$70,000 *
0	0
\$70,001 - \$75,000 *	\$75,001 - \$80,000 *
0	0

\$80,001 - \$85,000 *

0

\$90,001 - \$95,000 *

0

Over \$100,000 *

0

\$85,001 - \$90,000 *

0

\$95,001 - \$100,000 *

0

Institution Information



**Bureau for Private
Postsecondary Education**
Department of Consumer Affairs

2020 Annual Report Program Data Workflow

(Printer Friendly Annual Report Instructions Document)

2020 BPPE Annual Report - Program - Institution Data

Complete one Program Data Workflow for EACH educational program offered (advertised) by the institution in the reporting year. If an institution offers the same program at the main location and a branch location, combine the data together and submit one Program Data Workflow for the program being reported.

1. Report Year *

2020

2. Institution Code *

Enter valid Institution Code (main location). Only entry of valid Institution Code will auto-populate the read-only Institution Name field in question #3.

57064558

3. Institution Name (auto-populated) *

If a valid Institution Code is entered in question #2, the Institution Name will auto-populate. If incorrect Institution Code is entered, you must clear out the Code field in question #2, then enter the correct Institution Code to re-fill the Institution Name with the correct Institution Name.

University of Arizona Global Campus

Program Name

2020 BPPE Annual Report - Program - Program Name

Display Instructions for #4 - #7 (Toggle)
Not Checked

4. Name of Program *

Law Enforcement Administration

5. Program Level? Indicate the academic level of the program you are entering, (e.g., Doctorate, Masters, Bachelor, Associate, Diploma/Certificate, Other). If you indicate 'Other', please enter the Program Level in #5a. *

Bachelor

6. Select the Classification of Instructional Programs (CIP) Code that applies to this educational program. Select from the dropdown list the code that most accurately corresponds to the educational program. (Optional)

7. Select all Standard Occupational Classification (SOC) Codes that apply to this program. Select all applicable codes from the dropdown list. (Optional)

Financial and Graduation

2020 BPPE Annual Report - Program - Financial Data and Graduation Rates

Display Instructions for #8 - #18 (Toggle)
Not Checked

8. Number of Degrees, Diplomas or
Certificates Awarded *
If none, indicate "0".

2

9. Total Charges for this Program *

\$70,950.00

10. The percentage of enrolled
students in the reporting year
receiving federal student loans to
pay for this program *

63

11. The percentage of graduates in
the reporting year who took out
federal student loans to pay for this
program *

67

12. Number of Students Who Began the Program *

If none, indicate "0".

18

13. Number of Students Available for Graduation *

If none, indicate "0".

17

14. Number of On-time Graduates *

If none, indicate "0".

3

15. Completion Rate

This is a calculated field based on #14 and #13.

17.64706

16. 150% Graduates?

17. 150% Completion Rate

This is a calculated field based on #16 and #13.

0

18. Is the above data taken from the Integrated Postsecondary Education Data System (IPEDS) of the United States Department of Education? *

No

Placement Data

2020 BPPE Annual Report - Program - Placement Data

Display Instructions for #19 - #23 (Toggle)

Not Checked

19. Graduates Available for Employment *

If none, indicate "0".

2

20. Graduates Employed in the Field *

If none, indicate "0".

0

21. Placement Rate

This is a calculated field based on #17 and #18.

0

22. Graduates employed in the field...

22a. 20 to 29 hours per week *

If none, indicate "0".

0

22b. at least 30 hours per week *

If none, indicate "0".

0

23. Indicate the number of graduates employed...

23a. In a single position in the field of study *

If none, indicate "0".

0

23b. In concurrent aggregated positions in the field of study (2 or more positions at the same time) *

If none, indicate "0".

0

23c. Freelance/self-employed *

If none, indicate "0".

0

23d. By the institution or an employer owned by the institution, or an employer who shares ownership with the institution *

If none, indicate "0".

0

Allied Health

2020 BPPE Annual Report - Program - Allied Health Professionals

Display Instructions for #24-25 (Toggle)

Not Checked

24. Does this "Program" lead to a certificate or degree related to one or more of the following allied health professionals that requires clinical training? *

No

Exam Passage Rate

2020 BPPE Annual Report - Program - Exam Passage Rate

Display Instructions for #26 (Toggle)

Not Checked

26. Does this educational program lead to an occupation that requires State licensing? *

No

You have indicated "No" for question #22, please proceed to 'Salary Data'.

Salary Data

2020 BPPE Annual Report - Program - Salary Data

Display Instructions for #43-45 (Toggle)

Not Checked

43. Graduates Available for Employment

This field is auto-populated based on your entry in #17.

2

44. Graduates Employed in the Field

This field is auto-populated based on your entry in #18.

0

45. Graduates Employed in the Field Reported receiving the following Salary or Wage:

For graduates employed in the field, indicate their salaries/earnings below. **If there are none in any specific range, indicate "0."**

\$0 - \$5,000 *

0

\$10,001 - \$15,000 *

0

\$20,001 - \$25,000 *

0

\$30,001 - \$35,000 *

0

\$40,001 - \$45,000 *

0

\$50,001 - \$55,000 *

0

\$60,001 - \$65,000 *

0

\$70,001 - \$75,000 *

0

\$5,001 - \$10,000 *

0

\$15,001 - \$20,000 *

0

\$25,001 - \$30,000 *

0

\$35,001 - \$40,000 *

0

\$45,001 - \$50,000 *

0

\$55,001 - \$60,000 *

0

\$65,001 - \$70,000 *

0

\$75,001 - \$80,000 *

0

\$80,001 - \$85,000 *

\$85,001 - \$90,000 *

0

0

\$90,001 - \$95,000 *

\$95,001 - \$100,000 *

0

0

Over \$100,000 *

0

Institution Information



**Bureau for Private
Postsecondary Education**
Department of Consumer Affairs

2020 Annual Report Program Data Workflow

(Printer Friendly Annual Report Instructions Document)

2020 BPPE Annual Report - Program - Institution Data

Complete one Program Data Workflow for EACH educational program offered (advertised) by the institution in the reporting year. If an institution offers the same program at the main location and a branch location, combine the data together and submit one Program Data Workflow for the program being reported.

1. Report Year *

2020

2. Institution Code *

Enter valid Institution Code (main location). Only entry of valid Institution Code will auto-populate the read-only Institution Name field in question #3.

57064558

3. Institution Name (auto-populated) *

If a valid Institution Code is entered in question #2, the Institution Name will auto-populate. If incorrect Institution Code is entered, you must clear out the Code field in question #2, then enter the correct Institution Code to re-fill the Institution Name with the correct Institution Name.

University of Arizona Global Campus

Program Name

2020 BPPE Annual Report - Program - Program Name

Display Instructions for #4 - #7 (Toggle)
Not Checked

4. Name of Program *

Liberal Arts

5. Program Level? Indicate the academic level of the program you are entering, (e.g., Doctorate, Masters, Bachelor, Associate, Diploma/Certificate, Other). If you indicate 'Other', please enter the Program Level in #5a. *

Bachelor

6. Select the Classification of Instructional Programs (CIP) Code that applies to this educational program. Select from the dropdown list the code that most accurately corresponds to the educational program. (Optional)

7. Select all Standard Occupational Classification (SOC) Codes that apply to this program. Select all applicable codes from the dropdown list. (Optional)

Financial and Graduation

2020 BPPE Annual Report - Program - Financial Data and Graduation Rates

Display Instructions for #8 - #18 (Toggle)
Not Checked

8. Number of Degrees, Diplomas or Certificates Awarded *

If none, indicate "0".

13

9. Total Charges for this Program *

\$70,950.00

10. The percentage of enrolled students in the reporting year receiving federal student loans to pay for this program *

62

11. The percentage of graduates in the reporting year who took out federal student loans to pay for this program *

68

12. Number of Students Who Began the Program *

If none, indicate "0".

25

13. Number of Students Available for Graduation *

If none, indicate "0".

24

14. Number of On-time Graduates *

If none, indicate "0".

5

15. Completion Rate

This is a calculated field based on #14 and #13.

20.83333

16. 150% Graduates?

17. 150% Completion Rate

This is a calculated field based on #16 and #13.

0

18. Is the above data taken from the Integrated Postsecondary Education Data System (IPEDS) of the United States Department of Education? *

No

Placement Data

2020 BPPE Annual Report - Program - Placement Data

Display Instructions for #19 - #23 (Toggle)

Not Checked

19. Graduates Available for Employment *

If none, indicate "0".

13

20. Graduates Employed in the Field *

If none, indicate "0".

2

21. Placement Rate

This is a calculated field based on #17 and #18.

15.38462

22. Graduates employed in the field...

22a. 20 to 29 hours per week *

If none, indicate "0".

0

22b. at least 30 hours per week *

If none, indicate "0".

0

23. Indicate the number of graduates employed...

23a. In a single position in the field of study *

If none, indicate "0".

0

23b. In concurrent aggregated positions in the field of study (2 or more positions at the same time) *

If none, indicate "0".

0

23c. Freelance/self-employed *

If none, indicate "0".

0

23d. By the institution or an employer owned by the institution, or an employer who shares ownership with the institution *

If none, indicate "0".

0

Allied Health

2020 BPPE Annual Report - Program - Allied Health Professionals

Display Instructions for #24-25 (Toggle)

Not Checked

24. Does this "Program" lead to a certificate or degree related to one or more of the following allied health professionals that requires clinical training? *

No

Exam Passage Rate

2020 BPPE Annual Report - Program - Exam Passage Rate

Display Instructions for #26 (Toggle)

Not Checked

26. Does this educational program lead to an occupation that requires State licensing? *

No

You have indicated "No" for question #22, please proceed to 'Salary Data'.

Salary Data

2020 BPPE Annual Report - Program - Salary Data

Display Instructions for #43-45 (Toggle)

Not Checked

43. Graduates Available for Employment

This field is auto-populated based on your entry in #17.

13

44. Graduates Employed in the Field

This field is auto-populated based on your entry in #18.

2

45. Graduates Employed in the Field Reported receiving the following Salary or Wage:

For graduates employed in the field, indicate their salaries/earnings below. **If there are none in any specific range, indicate "0."**

\$0 - \$5,000 *	\$5,001 - \$10,000 *
0	0
\$10,001 - \$15,000 *	\$15,001 - \$20,000 *
0	0
\$20,001 - \$25,000 *	\$25,001 - \$30,000 *
0	0
\$30,001 - \$35,000 *	\$35,001 - \$40,000 *
0	0
\$40,001 - \$45,000 *	\$45,001 - \$50,000 *
0	0
\$50,001 - \$55,000 *	\$55,001 - \$60,000 *
0	0
\$60,001 - \$65,000 *	\$65,001 - \$70,000 *
0	0
\$70,001 - \$75,000 *	\$75,001 - \$80,000 *
0	0

\$80,001 - \$85,000 *

\$85,001 - \$90,000 *

0

0

\$90,001 - \$95,000 *

\$95,001 - \$100,000 *

0

0

Over \$100,000 *

1

Institution Information



**Bureau for Private
Postsecondary Education**
Department of Consumer Affairs

2020 Annual Report Program Data Workflow

(Printer Friendly Annual Report Instructions Document)

2020 BPPE Annual Report - Program - Institution Data

Complete one Program Data Workflow for EACH educational program offered (advertised) by the institution in the reporting year. If an institution offers the same program at the main location and a branch location, combine the data together and submit one Program Data Workflow for the program being reported.

1. Report Year *

2020

2. Institution Code *

Enter valid Institution Code (main location). Only entry of valid Institution Code will auto-populate the read-only Institution Name field in question #3.

57064558

3. Institution Name (auto-populated) *

If a valid Institution Code is entered in question #2, the Institution Name will auto-populate. If incorrect Institution Code is entered, you must clear out the Code field in question #2, then enter the correct Institution Code to re-fill the Institution Name with the correct Institution Name.

University of Arizona Global Campus

Program Name

2020 BPPE Annual Report - Program - Program Name

Display Instructions for #4 - #7 (Toggle)
Not Checked

4. Name of Program *

Library Science and Media

5. Program Level? Indicate the academic level of the program you are entering, (e.g., Doctorate, Masters, Bachelor, Associate, Diploma/Certificate, Other). If you indicate 'Other', please enter the Program Level in #5a. *

Bachelor

6. Select the Classification of Instructional Programs (CIP) Code that applies to this educational program. Select from the dropdown list the code that most accurately corresponds to the educational program. (Optional)

7. Select all Standard Occupational Classification (SOC) Codes that apply to this program. Select all applicable codes from the dropdown list. (Optional)

Financial and Graduation

2020 BPPE Annual Report - Program - Financial Data and Graduation Rates

Display Instructions for #8 - #18 (Toggle)
Not Checked

8. Number of Degrees, Diplomas or
Certificates Awarded *
If none, indicate "0".

9

9. Total Charges for this Program *

\$70,950.00

10. The percentage of enrolled
students in the reporting year
receiving federal student loans to
pay for this program *

79

11. The percentage of graduates in
the reporting year who took out
federal student loans to pay for this
program *

71

12. Number of Students Who Began the Program *

If none, indicate "0".

4

13. Number of Students Available for Graduation *

If none, indicate "0".

4

14. Number of On-time Graduates *

If none, indicate "0".

3

15. Completion Rate

This is a calculated field based on #14 and #13.

75

16. 150% Graduates?

17. 150% Completion Rate

This is a calculated field based on #16 and #13.

0

18. Is the above data taken from the Integrated Postsecondary Education Data System (IPEDS) of the United States Department of Education? *

No

Placement Data

2020 BPPE Annual Report - Program - Placement Data

Display Instructions for #19 - #23 (Toggle)

Not Checked

19. Graduates Available for Employment *

If none, indicate "0".

8

20. Graduates Employed in the Field *

If none, indicate "0".

1

21. Placement Rate

This is a calculated field based on #17 and #18.

12.5

22. Graduates employed in the field...

22a. 20 to 29 hours per week *

If none, indicate "0".

0

22b. at least 30 hours per week *

If none, indicate "0".

1

23. Indicate the number of graduates employed...

23a. In a single position in the field of study *

If none, indicate "0".

1

23b. In concurrent aggregated positions in the field of study (2 or more positions at the same time) *

If none, indicate "0".

0

23c. Freelance/self-employed *

If none, indicate "0".

0

23d. By the institution or an employer owned by the institution, or an employer who shares ownership with the institution *

If none, indicate "0".

0

Allied Health

2020 BPPE Annual Report - Program - Allied Health Professionals

Display Instructions for #24-25 (Toggle)

Not Checked

24. Does this "Program" lead to a certificate or degree related to one or more of the following allied health professionals that requires clinical training? *

No

Exam Passage Rate

2020 BPPE Annual Report - Program - Exam Passage Rate

Display Instructions for #26 (Toggle)

Not Checked

26. Does this educational program lead to an occupation that requires State licensing? *

No

You have indicated "No" for question #22, please proceed to 'Salary Data'.

Salary Data

2020 BPPE Annual Report - Program - Salary Data

Display Instructions for #43-45 (Toggle)

Not Checked

43. Graduates Available for Employment

This field is auto-populated based on your entry in #17.

8

44. Graduates Employed in the Field

This field is auto-populated based on your entry in #18.

1

45. Graduates Employed in the Field Reported receiving the following Salary or Wage:

For graduates employed in the field, indicate their salaries/earnings below. **If there are none in any specific range, indicate "0."**

\$0 - \$5,000 *	\$5,001 - \$10,000 *
0	0
\$10,001 - \$15,000 *	\$15,001 - \$20,000 *
0	0
\$20,001 - \$25,000 *	\$25,001 - \$30,000 *
0	0
\$30,001 - \$35,000 *	\$35,001 - \$40,000 *
0	0
\$40,001 - \$45,000 *	\$45,001 - \$50,000 *
1	0
\$50,001 - \$55,000 *	\$55,001 - \$60,000 *
0	0
\$60,001 - \$65,000 *	\$65,001 - \$70,000 *
0	0
\$70,001 - \$75,000 *	\$75,001 - \$80,000 *
0	0

\$80,001 - \$85,000 *

\$85,001 - \$90,000 *

0

0

\$90,001 - \$95,000 *

\$95,001 - \$100,000 *

0

0

Over \$100,000 *

0

Institution Information



**Bureau for Private
Postsecondary Education**
Department of Consumer Affairs

2020 Annual Report Program Data Workflow

(Printer Friendly Annual Report Instructions Document)

2020 BPPE Annual Report - Program - Institution Data

Complete one Program Data Workflow for EACH educational program offered (advertised) by the institution in the reporting year. If an institution offers the same program at the main location and a branch location, combine the data together and submit one Program Data Workflow for the program being reported.

1. Report Year *

2020

2. Institution Code *

Enter valid Institution Code (main location). Only entry of valid Institution Code will auto-populate the read-only Institution Name field in question #3.

57064558

3. Institution Name (auto-populated) *

If a valid Institution Code is entered in question #2, the Institution Name will auto-populate. If incorrect Institution Code is entered, you must clear out the Code field in question #2, then enter the correct Institution Code to re-fill the Institution Name with the correct Institution Name.

University of Arizona Global Campus

Program Name

2020 BPPE Annual Report - Program - Program Name

Display Instructions for #4 - #7 (Toggle)
Not Checked

4. Name of Program *

Marketing

5. Program Level? Indicate the academic level of the program you are entering, (e.g., Doctorate, Masters, Bachelor, Associate, Diploma/Certificate, Other). If you indicate 'Other', please enter the Program Level in #5a. *

Bachelor

6. Select the Classification of Instructional Programs (CIP) Code that applies to this educational program. Select from the dropdown list the code that most accurately corresponds to the educational program. (Optional)

7. Select all Standard Occupational Classification (SOC) Codes that apply to this program. Select all applicable codes from the dropdown list. (Optional)

Financial and Graduation

2020 BPPE Annual Report - Program - Financial Data and Graduation Rates

Display Instructions for #8 - #18 (Toggle)
Not Checked

8. Number of Degrees, Diplomas or Certificates Awarded *

If none, indicate "0".

0

9. Total Charges for this Program *

\$70,950.00

10. The percentage of enrolled students in the reporting year receiving federal student loans to pay for this program *

41

11. The percentage of graduates in the reporting year who took out federal student loans to pay for this program *

40

12. Number of Students Who Began the Program *

If none, indicate "0".

0

13. Number of Students Available for Graduation *

If none, indicate "0".

0

14. Number of On-time Graduates *

If none, indicate "0".

0

15. Completion Rate

This is a calculated field based on #14 and #13.

16. 150% Graduates?

17. 150% Completion Rate

This is a calculated field based on #16 and #13.

18. Is the above data taken from the Integrated Postsecondary Education Data System (IPEDS) of the United States Department of Education? *

No

Placement Data

2020 BPPE Annual Report - Program - Placement Data

Display Instructions for #19 - #23 (Toggle)

Not Checked

19. Graduates Available for Employment *

If none, indicate "0".

0

20. Graduates Employed in the Field *

If none, indicate "0".

0

21. Placement Rate

This is a calculated field based on #17 and #18.

22. Graduates employed in the field...

22a. 20 to 29 hours per week *

If none, indicate "0".

0

22b. at least 30 hours per week *

If none, indicate "0".

0

23. Indicate the number of graduates employed...

23a. In a single position in the field of study *

If none, indicate "0".

0

23b. In concurrent aggregated positions in the field of study (2 or more positions at the same time) *

If none, indicate "0".

0

23c. Freelance/self-employed *

If none, indicate "0".

0

23d. By the institution or an employer owned by the institution, or an employer who shares ownership with the institution *

If none, indicate "0".

0

Allied Health

2020 BPPE Annual Report - Program - Allied Health Professionals

Display Instructions for #24-25 (Toggle)

Not Checked

24. Does this "Program" lead to a certificate or degree related to one or more of the following allied health professionals that requires clinical training? *

No

Exam Passage Rate

2020 BPPE Annual Report - Program - Exam Passage Rate

Display Instructions for #26 (Toggle)

Not Checked

26. Does this educational program lead to an occupation that requires State licensing? *

No

You have indicated "No" for question #22, please proceed to 'Salary Data'.

Salary Data

2020 BPPE Annual Report - Program - Salary Data

Display Instructions for #43-45 (Toggle)

Not Checked

43. Graduates Available for Employment

This field is auto-populated based on your entry in #17.

0

44. Graduates Employed in the Field

This field is auto-populated based on your entry in #18.

0

45. Graduates Employed in the Field Reported receiving the following Salary or Wage:

For graduates employed in the field, indicate their salaries/earnings below. **If there are none in any specific range, indicate "0."**

\$0 - \$5,000 *

0

\$10,001 - \$15,000 *

0

\$20,001 - \$25,000 *

0

\$30,001 - \$35,000 *

0

\$40,001 - \$45,000 *

0

\$50,001 - \$55,000 *

0

\$60,001 - \$65,000 *

0

\$70,001 - \$75,000 *

0

\$5,001 - \$10,000 *

0

\$15,001 - \$20,000 *

0

\$25,001 - \$30,000 *

0

\$35,001 - \$40,000 *

0

\$45,001 - \$50,000 *

0

\$55,001 - \$60,000 *

0

\$65,001 - \$70,000 *

0

\$75,001 - \$80,000 *

0

\$80,001 - \$85,000 *

\$85,001 - \$90,000 *

0

0

\$90,001 - \$95,000 *

\$95,001 - \$100,000 *

0

0

Over \$100,000 *

0

Institution Information



**Bureau for Private
Postsecondary Education**
Department of Consumer Affairs

2020 Annual Report Program Data Workflow

(Printer Friendly Annual Report Instructions Document)

2020 BPPE Annual Report - Program - Institution Data

Complete one Program Data Workflow for EACH educational program offered (advertised) by the institution in the reporting year. If an institution offers the same program at the main location and a branch location, combine the data together and submit one Program Data Workflow for the program being reported.

1. Report Year *

2020

2. Institution Code *

Enter valid Institution Code (main location). Only entry of valid Institution Code will auto-populate the read-only Institution Name field in question #3.

57064558

3. Institution Name (auto-populated) *

If a valid Institution Code is entered in question #2, the Institution Name will auto-populate. If incorrect Institution Code is entered, you must clear out the Code field in question #2, then enter the correct Institution Code to re-fill the Institution Name with the correct Institution Name.

University of Arizona Global Campus

Program Name

2020 BPPE Annual Report - Program - Program Name

Display Instructions for #4 - #7 (Toggle)

Not Checked

4. Name of Program *

Military Studies

5. Program Level? Indicate the academic level of the program you are entering, (e.g., Doctorate, Masters, Bachelor, Associate, Diploma/Certificate, Other). If you indicate 'Other', please enter the Program Level in #5a. *

Bachelor

6. Select the Classification of Instructional Programs (CIP) Code that applies to this educational program. Select from the dropdown list the code that most accurately corresponds to the educational program. (Optional)

7. Select all Standard Occupational Classification (SOC) Codes that apply to this program. Select all applicable codes from the dropdown list. (Optional)

Financial and Graduation

2020 BPPE Annual Report - Program - Financial Data and Graduation Rates

Display Instructions for #8 - #18 (Toggle)

Not Checked

8. Number of Degrees, Diplomas or Certificates Awarded *

If none, indicate "0".

1

9. Total Charges for this Program *

\$70,950.00

10. The percentage of enrolled students in the reporting year receiving federal student loans to pay for this program *

63

11. The percentage of graduates in the reporting year who took out federal student loans to pay for this program *

71

12. Number of Students Who Began the Program *

If none, indicate "0".

1

13. Number of Students Available for Graduation *

If none, indicate "0".

1

14. Number of On-time Graduates *

If none, indicate "0".

0

15. Completion Rate

This is a calculated field based on #14 and #13.

0

16. 150% Graduates?

17. 150% Completion Rate

This is a calculated field based on #16 and #13.

0

18. Is the above data taken from the Integrated Postsecondary Education Data System (IPEDS) of the United States Department of Education? *

No

Placement Data

2020 BPPE Annual Report - Program - Placement Data

Display Instructions for #19 - #23 (Toggle)

Not Checked

19. Graduates Available for Employment *

If none, indicate "0".

0

20. Graduates Employed in the Field *

If none, indicate "0".

0

21. Placement Rate

This is a calculated field based on #17 and #18.

22. Graduates employed in the field...

22a. 20 to 29 hours per week *

If none, indicate "0".

0

22b. at least 30 hours per week *

If none, indicate "0".

0

23. Indicate the number of graduates employed...

23a. In a single position in the field of study *

If none, indicate "0".

0

23b. In concurrent aggregated positions in the field of study (2 or more positions at the same time) *

If none, indicate "0".

0

23c. Freelance/self-employed *

If none, indicate "0".

0

23d. By the institution or an employer owned by the institution, or an employer who shares ownership with the institution *

If none, indicate "0".

0

Allied Health

2020 BPPE Annual Report - Program - Allied Health Professionals

Display Instructions for #24-25 (Toggle)

Not Checked

24. Does this "Program" lead to a certificate or degree related to one or more of the following allied health professionals that requires clinical training? *

No

Exam Passage Rate

2020 BPPE Annual Report - Program - Exam Passage Rate

Display Instructions for #26 (Toggle)

Not Checked

26. Does this educational program lead to an occupation that requires State licensing? *

No

You have indicated "No" for question #22, please proceed to 'Salary Data'.

Salary Data

2020 BPPE Annual Report - Program - Salary Data

Display Instructions for #43-45 (Toggle)
Not Checked

43. Graduates Available for Employment
This field is auto-populated based on your entry in #17.
0

44. Graduates Employed in the Field
This field is auto-populated based on your entry in #18.
0

45. Graduates Employed in the Field Reported receiving the following Salary or Wage:

For graduates employed in the field, indicate their salaries/earnings below. **If there are none in any specific range, indicate "0."**

\$0 - \$5,000 *	\$5,001 - \$10,000 *
0	0
\$10,001 - \$15,000 *	\$15,001 - \$20,000 *
0	0
\$20,001 - \$25,000 *	\$25,001 - \$30,000 *
0	0
\$30,001 - \$35,000 *	\$35,001 - \$40,000 *
0	0
\$40,001 - \$45,000 *	\$45,001 - \$50,000 *
0	0
\$50,001 - \$55,000 *	\$55,001 - \$60,000 *
0	0
\$60,001 - \$65,000 *	\$65,001 - \$70,000 *
0	0
\$70,001 - \$75,000 *	\$75,001 - \$80,000 *
0	0

\$80,001 - \$85,000 *

\$85,001 - \$90,000 *

0

0

\$90,001 - \$95,000 *

\$95,001 - \$100,000 *

0

0

Over \$100,000 *

0

Institution Information



**Bureau for Private
Postsecondary Education**
Department of Consumer Affairs

2020 Annual Report Program Data Workflow

(Printer Friendly Annual Report Instructions Document)

2020 BPPE Annual Report - Program - Institution Data

Complete one Program Data Workflow for EACH educational program offered (advertised) by the institution in the reporting year. If an institution offers the same program at the main location and a branch location, combine the data together and submit one Program Data Workflow for the program being reported.

1. Report Year *

2020

2. Institution Code *

Enter valid Institution Code (main location). Only entry of valid Institution Code will auto-populate the read-only Institution Name field in question #3.

57064558

3. Institution Name (auto-populated) *

If a valid Institution Code is entered in question #2, the Institution Name will auto-populate. If incorrect Institution Code is entered, you must clear out the Code field in question #2, then enter the correct Institution Code to re-fill the Institution Name with the correct Institution Name.

University of Arizona Global Campus

Program Name

2020 BPPE Annual Report - Program - Program Name

Display Instructions for #4 - #7 (Toggle)
Not Checked

4. Name of Program *

Operations Management and Analysis

5. Program Level? Indicate the academic level of the program you are entering, (e.g., Doctorate, Masters, Bachelor, Associate, Diploma/Certificate, Other). If you indicate 'Other', please enter the Program Level in #5a. *

Bachelor

6. Select the Classification of Instructional Programs (CIP) Code that applies to this educational program. Select from the dropdown list the code that most accurately corresponds to the educational program. (Optional)

7. Select all Standard Occupational Classification (SOC) Codes that apply to this program. Select all applicable codes from the dropdown list. (Optional)

Financial and Graduation

2020 BPPE Annual Report - Program - Financial Data and Graduation Rates

Display Instructions for #8 - #18 (Toggle)
Not Checked

8. Number of Degrees, Diplomas or
Certificates Awarded *
If none, indicate "0".

8

9. Total Charges for this Program *

\$70,950.00

10. The percentage of enrolled
students in the reporting year
receiving federal student loans to
pay for this program *

42

11. The percentage of graduates in
the reporting year who took out
federal student loans to pay for this
program *

48

12. Number of Students Who Began the Program *

If none, indicate "0".

17

13. Number of Students Available for Graduation *

If none, indicate "0".

17

14. Number of On-time Graduates *

If none, indicate "0".

6

15. Completion Rate

This is a calculated field based on #14 and #13.

35.29412

16. 150% Graduates?

17. 150% Completion Rate

This is a calculated field based on #16 and #13.

0

18. Is the above data taken from the Integrated Postsecondary Education Data System (IPEDS) of the United States Department of Education? *

No

Placement Data

2020 BPPE Annual Report - Program - Placement Data

Display Instructions for #19 - #23 (Toggle)

Not Checked

19. Graduates Available for Employment *

If none, indicate "0".

8

20. Graduates Employed in the Field *

If none, indicate "0".

3

21. Placement Rate

This is a calculated field based on #17 and #18.

37.5

22. Graduates employed in the field...

22a. 20 to 29 hours per week *

If none, indicate "0".

0

22b. at least 30 hours per week *

If none, indicate "0".

3

23. Indicate the number of graduates employed...

23a. In a single position in the field of study *

If none, indicate "0".

3

23b. In concurrent aggregated positions in the field of study (2 or more positions at the same time) *

If none, indicate "0".

0

23c. Freelance/self-employed *

If none, indicate "0".

0

23d. By the institution or an employer owned by the institution, or an employer who shares ownership with the institution *

If none, indicate "0".

0

Allied Health

2020 BPPE Annual Report - Program - Allied Health Professionals

Display Instructions for #24-25 (Toggle)

Not Checked

24. Does this "Program" lead to a certificate or degree related to one or more of the following allied health professionals that requires clinical training? *

No

Exam Passage Rate

2020 BPPE Annual Report - Program - Exam Passage Rate

Display Instructions for #26 (Toggle)

Not Checked

26. Does this educational program lead to an occupation that requires State licensing? *

No

You have indicated "No" for question #22, please proceed to 'Salary Data'.

Salary Data

2020 BPPE Annual Report - Program - Salary Data

Display Instructions for #43-45 (Toggle)

Not Checked

43. Graduates Available for Employment

This field is auto-populated based on your entry in #17.

8

44. Graduates Employed in the Field

This field is auto-populated based on your entry in #18.

3

45. Graduates Employed in the Field Reported receiving the following Salary or Wage:

For graduates employed in the field, indicate their salaries/earnings below. **If there are none in any specific range, indicate "0."**

\$0 - \$5,000 *	\$5,001 - \$10,000 *
0	0
\$10,001 - \$15,000 *	\$15,001 - \$20,000 *
0	0
\$20,001 - \$25,000 *	\$25,001 - \$30,000 *
0	0
\$30,001 - \$35,000 *	\$35,001 - \$40,000 *
0	0
\$40,001 - \$45,000 *	\$45,001 - \$50,000 *
0	0
\$50,001 - \$55,000 *	\$55,001 - \$60,000 *
0	0
\$60,001 - \$65,000 *	\$65,001 - \$70,000 *
0	2
\$70,001 - \$75,000 *	\$75,001 - \$80,000 *
0	0

\$80,001 - \$85,000 *

0

\$90,001 - \$95,000 *

0

Over \$100,000 *


1

\$85,001 - \$90,000 *

0

\$95,001 - \$100,000 *

0



Institution Information



**Bureau for Private
Postsecondary Education**
Department of Consumer Affairs

2020 Annual Report Program Data Workflow

(Printer Friendly Annual Report Instructions Document)

2020 BPPE Annual Report - Program - Institution Data

Complete one Program Data Workflow for EACH educational program offered (advertised) by the institution in the reporting year. If an institution offers the same program at the main location and a branch location, combine the data together and submit one Program Data Workflow for the program being reported.

1. Report Year *

2020

2. Institution Code *

Enter valid Institution Code (main location). Only entry of valid Institution Code will auto-populate the read-only Institution Name field in question #3.

57064558

3. Institution Name (auto-populated) *

If a valid Institution Code is entered in question #2, the Institution Name will auto-populate. If incorrect Institution Code is entered, you must clear out the Code field in question #2, then enter the correct Institution Code to re-fill the Institution Name with the correct Institution Name.

University of Arizona Global Campus

Program Name

2020 BPPE Annual Report - Program - Program Name

Display Instructions for #4 - #7 (Toggle)

Not Checked

4. Name of Program *

Organizational Management

5. Program Level? Indicate the academic level of the program you are entering, (e.g., Doctorate, Masters, Bachelor, Associate, Diploma/Certificate, Other). If you indicate 'Other', please enter the Program Level in #5a. *

Bachelor

6. Select the Classification of Instructional Programs (CIP) Code that applies to this educational program. Select from the dropdown list the code that most accurately corresponds to the educational program. (Optional)

7. Select all Standard Occupational Classification (SOC) Codes that apply to this program. Select all applicable codes from the dropdown list. (Optional)

Financial and Graduation

2020 BPPE Annual Report - Program - Financial Data and Graduation Rates

Display Instructions for #8 - #18 (Toggle)

Not Checked

8. Number of Degrees, Diplomas or
Certificates Awarded *

If none, indicate "0".

71

9. Total Charges for this Program *

\$70,950.00

10. The percentage of enrolled
students in the reporting year
receiving federal student loans to
pay for this program *

57

11. The percentage of graduates in
the reporting year who took out
federal student loans to pay for this
program *

61

12. Number of Students Who Began the Program *

If none, indicate "0".

235

13. Number of Students Available for Graduation *

If none, indicate "0".

229

14. Number of On-time Graduates *

If none, indicate "0".

110

15. Completion Rate

This is a calculated field based on #14 and #13.

48.03493

16. 150% Graduates?

17. 150% Completion Rate

This is a calculated field based on #16 and #13.

0

18. Is the above data taken from the Integrated Postsecondary Education Data System (IPEDS) of the United States Department of Education? *

No

Placement Data

2020 BPPE Annual Report - Program - Placement Data

Display Instructions for #19 - #23 (Toggle)

Not Checked

19. Graduates Available for Employment *

If none, indicate "0".

69

20. Graduates Employed in the Field *

If none, indicate "0".

30

21. Placement Rate

This is a calculated field based on #17 and #18.

43.47826

22. Graduates employed in the field...

22a. 20 to 29 hours per week *

If none, indicate "0".

0

22b. at least 30 hours per week *

If none, indicate "0".

27

23. Indicate the number of graduates employed...

23a. In a single position in the field of study *
If none, indicate "0".

27

23b. In concurrent aggregated positions in the field of
study (2 or more positions at the same time) *
If none, indicate "0".

0

23c. Freelance/self-employed *
If none, indicate "0".

0

23d. By the institution or an employer owned by the
institution, or an employer who shares ownership with
the institution *
If none, indicate "0".

0

Allied Health

2020 BPPE Annual Report - Program - Allied Health Professionals

Display Instructions for #24-25 (Toggle)

Not Checked

24. Does this "Program" lead to a certificate or degree related to one or more of the
following allied health professionals that requires clinical training? *

No

Exam Passage Rate

2020 BPPE Annual Report - Program - Exam Passage Rate

Display Instructions for #26 (Toggle)

Not Checked

26. Does this educational program lead to an occupation that requires State
licensing? *

No

You have indicated "No" for question #22, please proceed to 'Salary Data'.

Salary Data

2020 BPPE Annual Report - Program - Salary Data

Display Instructions for #43-45 (Toggle)

Not Checked

43. Graduates Available for Employment

This field is auto-populated based on your entry in #17.

69

44. Graduates Employed in the Field

This field is auto-populated based on your entry in #18.

30

45. Graduates Employed in the Field Reported receiving the following Salary or Wage:

For graduates employed in the field, indicate their salaries/earnings below. **If there are none in any specific range, indicate "0."**

\$0 - \$5,000 *	\$5,001 - \$10,000 *
0	0
\$10,001 - \$15,000 *	\$15,001 - \$20,000 *
0	0
\$20,001 - \$25,000 *	\$25,001 - \$30,000 *
0	0
\$30,001 - \$35,000 *	\$35,001 - \$40,000 *
0	2
\$40,001 - \$45,000 *	\$45,001 - \$50,000 *
1	2
\$50,001 - \$55,000 *	\$55,001 - \$60,000 *
0	0
\$60,001 - \$65,000 *	\$65,001 - \$70,000 *
2	1
\$70,001 - \$75,000 *	\$75,001 - \$80,000 *
0	0

\$80,001 - \$85,000 *

\$85,001 - \$90,000 *

1

2

\$90,001 - \$95,000 *

\$95,001 - \$100,000 *

0

2

Over \$100,000 *

5

Institution Information



**Bureau for Private
Postsecondary Education**
Department of Consumer Affairs

2020 Annual Report Program Data Workflow

(Printer Friendly Annual Report Instructions Document)

2020 BPPE Annual Report - Program - Institution Data

Complete one Program Data Workflow for EACH educational program offered (advertised) by the institution in the reporting year. If an institution offers the same program at the main location and a branch location, combine the data together and submit one Program Data Workflow for the program being reported.

1. Report Year *

2020

2. Institution Code *

Enter valid Institution Code (main location). Only entry of valid Institution Code will auto-populate the read-only Institution Name field in question #3.

57064558

3. Institution Name (auto-populated) *

If a valid Institution Code is entered in question #2, the Institution Name will auto-populate. If incorrect Institution Code is entered, you must clear out the Code field in question #2, then enter the correct Institution Code to re-fill the Institution Name with the correct Institution Name.

University of Arizona Global Campus

Program Name

2020 BPPE Annual Report - Program - Program Name

Display Instructions for #4 - #7 (Toggle)
Not Checked

4. Name of Program *

Political Science and Government

5. Program Level? Indicate the academic level of the program you are entering, (e.g., Doctorate, Masters, Bachelor, Associate, Diploma/Certificate, Other). If you indicate 'Other', please enter the Program Level in #5a. *

Bachelor

6. Select the Classification of Instructional Programs (CIP) Code that applies to this educational program. Select from the dropdown list the code that most accurately corresponds to the educational program. (Optional)

7. Select all Standard Occupational Classification (SOC) Codes that apply to this program. Select all applicable codes from the dropdown list. (Optional)

Financial and Graduation

2020 BPPE Annual Report - Program - Financial Data and Graduation Rates

Display Instructions for #8 - #18 (Toggle)
Not Checked

8. Number of Degrees, Diplomas or
Certificates Awarded *
If none, indicate "0".

5

9. Total Charges for this Program *

\$70,950.00

10. The percentage of enrolled
students in the reporting year
receiving federal student loans to
pay for this program *

61

11. The percentage of graduates in
the reporting year who took out
federal student loans to pay for this
program *

65

12. Number of Students Who Began the Program *

If none, indicate "0".

19

13. Number of Students Available for Graduation *

If none, indicate "0".

19

14. Number of On-time Graduates *

If none, indicate "0".

3

15. Completion Rate

This is a calculated field based on #14 and #13.

15.78947

16. 150% Graduates?

17. 150% Completion Rate

This is a calculated field based on #16 and #13.

0

18. Is the above data taken from the Integrated Postsecondary Education Data System (IPEDS) of the United States Department of Education? *

No

Placement Data

2020 BPPE Annual Report - Program - Placement Data

Display Instructions for #19 - #23 (Toggle)

Not Checked

19. Graduates Available for Employment *

If none, indicate "0".

5

20. Graduates Employed in the Field *

If none, indicate "0".

2

21. Placement Rate

This is a calculated field based on #17 and #18.

40

22. Graduates employed in the field...

22a. 20 to 29 hours per week *

If none, indicate "0".

0

22b. at least 30 hours per week *

If none, indicate "0".

1

23. Indicate the number of graduates employed...

23a. In a single position in the field of study *

If none, indicate "0".

1

23b. In concurrent aggregated positions in the field of study (2 or more positions at the same time) *

If none, indicate "0".

0

23c. Freelance/self-employed *

If none, indicate "0".

0

23d. By the institution or an employer owned by the institution, or an employer who shares ownership with the institution *

If none, indicate "0".

0

Allied Health

2020 BPPE Annual Report - Program - Allied Health Professionals

Display Instructions for #24-25 (Toggle)

Not Checked

24. Does this "Program" lead to a certificate or degree related to one or more of the following allied health professionals that requires clinical training? *

No

Exam Passage Rate

2020 BPPE Annual Report - Program - Exam Passage Rate

Display Instructions for #26 (Toggle)

Not Checked

26. Does this educational program lead to an occupation that requires State licensing? *

No

You have indicated "No" for question #22, please proceed to 'Salary Data'.

Salary Data

2020 BPPE Annual Report - Program - Salary Data

Display Instructions for #43-45 (Toggle)

Not Checked

43. Graduates Available for Employment

This field is auto-populated based on your entry in #17.

5

44. Graduates Employed in the Field

This field is auto-populated based on your entry in #18.

2

45. Graduates Employed in the Field Reported receiving the following Salary or Wage:

For graduates employed in the field, indicate their salaries/earnings below. **If there are none in any specific range, indicate "0."**

\$0 - \$5,000 *	\$5,001 - \$10,000 *
0	0
\$10,001 - \$15,000 *	\$15,001 - \$20,000 *
0	0
\$20,001 - \$25,000 *	\$25,001 - \$30,000 *
0	0
\$30,001 - \$35,000 *	\$35,001 - \$40,000 *
0	0
\$40,001 - \$45,000 *	\$45,001 - \$50,000 *
0	1
\$50,001 - \$55,000 *	\$55,001 - \$60,000 *
0	0
\$60,001 - \$65,000 *	\$65,001 - \$70,000 *
0	0
\$70,001 - \$75,000 *	\$75,001 - \$80,000 *
0	0

\$80,001 - \$85,000 *

\$85,001 - \$90,000 *

0

0

\$90,001 - \$95,000 *

\$95,001 - \$100,000 *

0

1

Over \$100,000 *

0

Institution Information



**Bureau for Private
Postsecondary Education**
Department of Consumer Affairs

2020 Annual Report Program Data Workflow

(Printer Friendly Annual Report Instructions Document)

2020 BPPE Annual Report - Program - Institution Data

Complete one Program Data Workflow for EACH educational program offered (advertised) by the institution in the reporting year. If an institution offers the same program at the main location and a branch location, combine the data together and submit one Program Data Workflow for the program being reported.

1. Report Year *

2020

2. Institution Code *

Enter valid Institution Code (main location). Only entry of valid Institution Code will auto-populate the read-only Institution Name field in question #3.

57064558

3. Institution Name (auto-populated) *

If a valid Institution Code is entered in question #2, the Institution Name will auto-populate. If incorrect Institution Code is entered, you must clear out the Code field in question #2, then enter the correct Institution Code to re-fill the Institution Name with the correct Institution Name.

University of Arizona Global Campus

Program Name

2020 BPPE Annual Report - Program - Program Name

Display Instructions for #4 - #7 (Toggle)
Not Checked

4. Name of Program *

Project Management

5. Program Level? Indicate the academic level of the program you are entering, (e.g., Doctorate, Masters, Bachelor, Associate, Diploma/Certificate, Other). If you indicate 'Other', please enter the Program Level in #5a. *

Bachelor

6. Select the Classification of Instructional Programs (CIP) Code that applies to this educational program. Select from the dropdown list the code that most accurately corresponds to the educational program. (Optional)

7. Select all Standard Occupational Classification (SOC) Codes that apply to this program. Select all applicable codes from the dropdown list. (Optional)

Financial and Graduation

2020 BPPE Annual Report - Program - Financial Data and Graduation Rates

Display Instructions for #8 - #18 (Toggle)
Not Checked

8. Number of Degrees, Diplomas or Certificates Awarded *

If none, indicate "0".

18

9. Total Charges for this Program *

\$70,950.00

10. The percentage of enrolled students in the reporting year receiving federal student loans to pay for this program *

42

11. The percentage of graduates in the reporting year who took out federal student loans to pay for this program *

46

12. Number of Students Who Began the Program *

If none, indicate "0".

47

13. Number of Students Available for Graduation *

If none, indicate "0".

47

14. Number of On-time Graduates *

If none, indicate "0".

12

15. Completion Rate

This is a calculated field based on #14 and #13.

25.53191

16. 150% Graduates?

17. 150% Completion Rate

This is a calculated field based on #16 and #13.

0

18. Is the above data taken from the Integrated Postsecondary Education Data System (IPEDS) of the United States Department of Education? *

No

Placement Data

2020 BPPE Annual Report - Program - Placement Data

Display Instructions for #19 - #23 (Toggle)

Not Checked

19. Graduates Available for Employment *

If none, indicate "0".

18

20. Graduates Employed in the Field *

If none, indicate "0".

7

21. Placement Rate

This is a calculated field based on #17 and #18.

38.88889

22. Graduates employed in the field...

22a. 20 to 29 hours per week *

If none, indicate "0".

0

22b. at least 30 hours per week *

If none, indicate "0".

6

23. Indicate the number of graduates employed...

23a. In a single position in the field of study *

If none, indicate "0".

6

23b. In concurrent aggregated positions in the field of study (2 or more positions at the same time) *

If none, indicate "0".

0

23c. Freelance/self-employed *

If none, indicate "0".

0

23d. By the institution or an employer owned by the institution, or an employer who shares ownership with the institution *

If none, indicate "0".

0

Allied Health

2020 BPPE Annual Report - Program - Allied Health Professionals

Display Instructions for #24-25 (Toggle)

Not Checked

24. Does this "Program" lead to a certificate or degree related to one or more of the following allied health professionals that requires clinical training? *

No

Exam Passage Rate

2020 BPPE Annual Report - Program - Exam Passage Rate

Display Instructions for #26 (Toggle)

Not Checked

26. Does this educational program lead to an occupation that requires State licensing? *

No**You have indicated "No" for question #22, please proceed to 'Salary Data'.**

Salary Data

2020 BPPE Annual Report - Program - Salary Data

Display Instructions for #43-45 (Toggle)

Not Checked**43. Graduates Available for Employment**

This field is auto-populated based on your entry in #17.

18**44. Graduates Employed in the Field**

This field is auto-populated based on your entry in #18.

7**45. Graduates Employed in the Field Reported receiving the following Salary or Wage:****For graduates employed in the field, indicate their salaries/earnings below. If there are none in any specific range, indicate "0."**

\$0 - \$5,000 *	\$5,001 - \$10,000 *
0	0
\$10,001 - \$15,000 *	\$15,001 - \$20,000 *
0	0
\$20,001 - \$25,000 *	\$25,001 - \$30,000 *
0	0
\$30,001 - \$35,000 *	\$35,001 - \$40,000 *
0	0
\$40,001 - \$45,000 *	\$45,001 - \$50,000 *
0	0
\$50,001 - \$55,000 *	\$55,001 - \$60,000 *
0	1
\$60,001 - \$65,000 *	\$65,001 - \$70,000 *
2	1
\$70,001 - \$75,000 *	\$75,001 - \$80,000 *
1	0

\$80,001 - \$85,000 *

0

\$90,001 - \$95,000 *

0

Over \$100,000 *


1

\$85,001 - \$90,000 *

0

\$95,001 - \$100,000 *

0



Institution Information



**Bureau for Private
Postsecondary Education**
Department of Consumer Affairs

2020 Annual Report Program Data Workflow

(Printer Friendly Annual Report Instructions Document)

2020 BPPE Annual Report - Program - Institution Data

Complete one Program Data Workflow for EACH educational program offered (advertised) by the institution in the reporting year. If an institution offers the same program at the main location and a branch location, combine the data together and submit one Program Data Workflow for the program being reported.

1. Report Year *

2020

2. Institution Code *

Enter valid Institution Code (main location). Only entry of valid Institution Code will auto-populate the read-only Institution Name field in question #3.

57064558

3. Institution Name (auto-populated) *

If a valid Institution Code is entered in question #2, the Institution Name will auto-populate. If incorrect Institution Code is entered, you must clear out the Code field in question #2, then enter the correct Institution Code to re-fill the Institution Name with the correct Institution Name.

University of Arizona Global Campus

Program Name

2020 BPPE Annual Report - Program - Program Name

Display Instructions for #4 - #7 (Toggle)
Not Checked

4. Name of Program *

Psychology

5. Program Level? Indicate the academic level of the program you are entering, (e.g., Doctorate, Masters, Bachelor, Associate, Diploma/Certificate, Other). If you indicate 'Other', please enter the Program Level in #5a. *

Bachelor

6. Select the Classification of Instructional Programs (CIP) Code that applies to this educational program. Select from the dropdown list the code that most accurately corresponds to the educational program. (Optional)

7. Select all Standard Occupational Classification (SOC) Codes that apply to this program. Select all applicable codes from the dropdown list. (Optional)

Financial and Graduation

2020 BPPE Annual Report - Program - Financial Data and Graduation Rates

Display Instructions for #8 - #18 (Toggle)
Not Checked

8. Number of Degrees, Diplomas or Certificates Awarded *

If none, indicate "0".

88

9. Total Charges for this Program *

\$70,950.00

10. The percentage of enrolled students in the reporting year receiving federal student loans to pay for this program *

70

11. The percentage of graduates in the reporting year who took out federal student loans to pay for this program *

72

12. Number of Students Who Began the Program *

If none, indicate "0".

223

13. Number of Students Available for Graduation *

If none, indicate "0".

221

14. Number of On-time Graduates *

If none, indicate "0".

47

15. Completion Rate

This is a calculated field based on #14 and #13.

21.26697

16. 150% Graduates?

17. 150% Completion Rate

This is a calculated field based on #16 and #13.

0

18. Is the above data taken from the Integrated Postsecondary Education Data System (IPEDS) of the United States Department of Education? *

No

Placement Data

2020 BPPE Annual Report - Program - Placement Data

Display Instructions for #19 - #23 (Toggle)

Not Checked

19. Graduates Available for Employment *

If none, indicate "0".

79

20. Graduates Employed in the Field *

If none, indicate "0".

15

21. Placement Rate

This is a calculated field based on #17 and #18.

18.98734

22. Graduates employed in the field...

22a. 20 to 29 hours per week *

If none, indicate "0".

0

22b. at least 30 hours per week *

If none, indicate "0".

12

23. Indicate the number of graduates employed...

23a. In a single position in the field of study *

If none, indicate "0".

12

23b. In concurrent aggregated positions in the field of study (2 or more positions at the same time) *

If none, indicate "0".

0

23c. Freelance/self-employed *

If none, indicate "0".

0

23d. By the institution or an employer owned by the institution, or an employer who shares ownership with the institution *

If none, indicate "0".

0

Allied Health

2020 BPPE Annual Report - Program - Allied Health Professionals

Display Instructions for #24-25 (Toggle)

Not Checked

24. Does this "Program" lead to a certificate or degree related to one or more of the following allied health professionals that requires clinical training? *

No

Exam Passage Rate

2020 BPPE Annual Report - Program - Exam Passage Rate

Display Instructions for #26 (Toggle)

Not Checked

26. Does this educational program lead to an occupation that requires State licensing? *

No

You have indicated "No" for question #22, please proceed to 'Salary Data'.

Salary Data

2020 BPPE Annual Report - Program - Salary Data

Display Instructions for #43-45 (Toggle)

Not Checked

43. Graduates Available for Employment

This field is auto-populated based on your entry in #17.

79

44. Graduates Employed in the Field

This field is auto-populated based on your entry in #18.

15

45. Graduates Employed in the Field Reported receiving the following Salary or Wage:

For graduates employed in the field, indicate their salaries/earnings below. **If there are none in any specific range, indicate "0."**

\$0 - \$5,000 *	\$5,001 - \$10,000 *
0	0
\$10,001 - \$15,000 *	\$15,001 - \$20,000 *
0	0
\$20,001 - \$25,000 *	\$25,001 - \$30,000 *
1	1
\$30,001 - \$35,000 *	\$35,001 - \$40,000 *
0	3
\$40,001 - \$45,000 *	\$45,001 - \$50,000 *
1	0
\$50,001 - \$55,000 *	\$55,001 - \$60,000 *
0	0
\$60,001 - \$65,000 *	\$65,001 - \$70,000 *
1	0
\$70,001 - \$75,000 *	\$75,001 - \$80,000 *
1	0

\$80,001 - \$85,000 *

0

\$90,001 - \$95,000 *

0

Over \$100,000 *

0

\$85,001 - \$90,000 *

1

\$95,001 - \$100,000 *

0

Institution Information



**Bureau for Private
Postsecondary Education**
Department of Consumer Affairs

2020 Annual Report Program Data Workflow

(Printer Friendly Annual Report Instructions Document)

2020 BPPE Annual Report - Program - Institution Data

Complete one Program Data Workflow for EACH educational program offered (advertised) by the institution in the reporting year. If an institution offers the same program at the main location and a branch location, combine the data together and submit one Program Data Workflow for the program being reported.

1. Report Year *

2020

2. Institution Code *

Enter valid Institution Code (main location). Only entry of valid Institution Code will auto-populate the read-only Institution Name field in question #3.

57064558

3. Institution Name (auto-populated) *

If a valid Institution Code is entered in question #2, the Institution Name will auto-populate. If incorrect Institution Code is entered, you must clear out the Code field in question #2, then enter the correct Institution Code to re-fill the Institution Name with the correct Institution Name.

University of Arizona Global Campus

Program Name

2020 BPPE Annual Report - Program - Program Name

Display Instructions for #4 - #7 (Toggle)
Not Checked

4. Name of Program *

Public Administration

5. Program Level? Indicate the academic level of the program you are entering, (e.g., Doctorate, Masters, Bachelor, Associate, Diploma/Certificate, Other). If you indicate 'Other', please enter the Program Level in #5a. *

Bachelor

6. Select the Classification of Instructional Programs (CIP) Code that applies to this educational program. Select from the dropdown list the code that most accurately corresponds to the educational program. (Optional)

7. Select all Standard Occupational Classification (SOC) Codes that apply to this program. Select all applicable codes from the dropdown list. (Optional)

Financial and Graduation

2020 BPPE Annual Report - Program - Financial Data and Graduation Rates

Display Instructions for #8 - #18 (Toggle)
Not Checked

8. Number of Degrees, Diplomas or
Certificates Awarded *
If none, indicate "0".

0

9. Total Charges for this Program *

\$70,950.00

10. The percentage of enrolled
students in the reporting year
receiving federal student loans to
pay for this program *

67

11. The percentage of graduates in
the reporting year who took out
federal student loans to pay for this
program *

82

12. Number of Students Who Began the Program *

If none, indicate "0".

13

13. Number of Students Available for Graduation *

If none, indicate "0".

13

14. Number of On-time Graduates *

If none, indicate "0".

2

15. Completion Rate

This is a calculated field based on #14 and #13.

15.38462

16. 150% Graduates?

17. 150% Completion Rate

This is a calculated field based on #16 and #13.

0

18. Is the above data taken from the Integrated Postsecondary Education Data System (IPEDS) of the United States Department of Education? *

No

Placement Data

2020 BPPE Annual Report - Program - Placement Data

Display Instructions for #19 - #23 (Toggle)

Not Checked

19. Graduates Available for Employment *

If none, indicate "0".

0

20. Graduates Employed in the Field *

If none, indicate "0".

0

21. Placement Rate

This is a calculated field based on #17 and #18.

22. Graduates employed in the field...

22a. 20 to 29 hours per week *

If none, indicate "0".

0

22b. at least 30 hours per week *

If none, indicate "0".

0

23. Indicate the number of graduates employed...

23a. In a single position in the field of study *

If none, indicate "0".

0

23b. In concurrent aggregated positions in the field of study (2 or more positions at the same time) *

If none, indicate "0".

0

23c. Freelance/self-employed *

If none, indicate "0".

0

23d. By the institution or an employer owned by the institution, or an employer who shares ownership with the institution *

If none, indicate "0".

0

Allied Health

2020 BPPE Annual Report - Program - Allied Health Professionals

Display Instructions for #24-25 (Toggle)

Not Checked

24. Does this "Program" lead to a certificate or degree related to one or more of the following allied health professionals that requires clinical training? *

No

Exam Passage Rate

2020 BPPE Annual Report - Program - Exam Passage Rate

Display Instructions for #26 (Toggle)

Not Checked

26. Does this educational program lead to an occupation that requires State licensing? *

No

You have indicated "No" for question #22, please proceed to 'Salary Data'.

Salary Data

2020 BPPE Annual Report - Program - Salary Data

Display Instructions for #43-45 (Toggle)

Not Checked

43. Graduates Available for Employment

This field is auto-populated based on your entry in #17.

0

44. Graduates Employed in the Field

This field is auto-populated based on your entry in #18.

0

45. Graduates Employed in the Field Reported receiving the following Salary or Wage:

For graduates employed in the field, indicate their salaries/earnings below. **If there are none in any specific range, indicate "0."**

\$0 - \$5,000 *

0

\$10,001 - \$15,000 *

0

\$20,001 - \$25,000 *

0

\$30,001 - \$35,000 *

0

\$40,001 - \$45,000 *

0

\$50,001 - \$55,000 *

0

\$60,001 - \$65,000 *

0

\$70,001 - \$75,000 *

0

\$5,001 - \$10,000 *

0

\$15,001 - \$20,000 *

0

\$25,001 - \$30,000 *

0

\$35,001 - \$40,000 *

0

\$45,001 - \$50,000 *

0

\$55,001 - \$60,000 *

0

\$65,001 - \$70,000 *

0

\$75,001 - \$80,000 *

0

\$80,001 - \$85,000 *

0

\$90,001 - \$95,000 *

0

Over \$100,000 *

0

\$85,001 - \$90,000 *

0

\$95,001 - \$100,000 *

0

Institution Information



**Bureau for Private
Postsecondary Education**
Department of Consumer Affairs

2020 Annual Report Program Data Workflow

(Printer Friendly Annual Report Instructions Document)

2020 BPPE Annual Report - Program - Institution Data

Complete one Program Data Workflow for EACH educational program offered (advertised) by the institution in the reporting year. If an institution offers the same program at the main location and a branch location, combine the data together and submit one Program Data Workflow for the program being reported.

1. Report Year *

2020

2. Institution Code *

Enter valid Institution Code (main location). Only entry of valid Institution Code will auto-populate the read-only Institution Name field in question #3.

57064558

3. Institution Name (auto-populated) *

If a valid Institution Code is entered in question #2, the Institution Name will auto-populate. If incorrect Institution Code is entered, you must clear out the Code field in question #2, then enter the correct Institution Code to re-fill the Institution Name with the correct Institution Name.

University of Arizona Global Campus

Program Name

2020 BPPE Annual Report - Program - Program Name

Display Instructions for #4 - #7 (Toggle)

Not Checked

4. Name of Program *

Public Relations and Marketing

5. Program Level? Indicate the academic level of the program you are entering, (e.g., Doctorate, Masters, Bachelor, Associate, Diploma/Certificate, Other). If you indicate 'Other', please enter the Program Level in #5a. *

Bachelor

6. Select the Classification of Instructional Programs (CIP) Code that applies to this educational program. Select from the dropdown list the code that most accurately corresponds to the educational program. (Optional)

7. Select all Standard Occupational Classification (SOC) Codes that apply to this program. Select all applicable codes from the dropdown list. (Optional)

Financial and Graduation

2020 BPPE Annual Report - Program - Financial Data and Graduation Rates

Display Instructions for #8 - #18 (Toggle)

Not Checked

8. Number of Degrees, Diplomas or Certificates Awarded *

If none, indicate "0".

10

9. Total Charges for this Program *

\$70,950.00

10. The percentage of enrolled students in the reporting year receiving federal student loans to pay for this program *

38

11. The percentage of graduates in the reporting year who took out federal student loans to pay for this program *

47

12. Number of Students Who Began the Program *

If none, indicate "0".

35

13. Number of Students Available for Graduation *

If none, indicate "0".

35

14. Number of On-time Graduates *

If none, indicate "0".

5

15. Completion Rate

This is a calculated field based on #14 and #13.

14.28571

16. 150% Graduates?

17. 150% Completion Rate

This is a calculated field based on #16 and #13.

0

18. Is the above data taken from the Integrated Postsecondary Education Data System (IPEDS) of the United States Department of Education? *

No

Placement Data

2020 BPPE Annual Report - Program - Placement Data

Display Instructions for #19 - #23 (Toggle)

Not Checked

19. Graduates Available for Employment *

If none, indicate "0".

9

20. Graduates Employed in the Field *

If none, indicate "0".

2

21. Placement Rate

This is a calculated field based on #17 and #18.

22.22222

22. Graduates employed in the field...

22a. 20 to 29 hours per week *

If none, indicate "0".

0

22b. at least 30 hours per week *

If none, indicate "0".

2

23. Indicate the number of graduates employed...

23a. In a single position in the field of study *

If none, indicate "0".

2

23b. In concurrent aggregated positions in the field of study (2 or more positions at the same time) *

If none, indicate "0".

0

23c. Freelance/self-employed *

If none, indicate "0".

0

23d. By the institution or an employer owned by the institution, or an employer who shares ownership with the institution *

If none, indicate "0".

0

Allied Health

2020 BPPE Annual Report - Program - Allied Health Professionals

Display Instructions for #24-25 (Toggle)

Not Checked

24. Does this "Program" lead to a certificate or degree related to one or more of the following allied health professionals that requires clinical training? *

No

Exam Passage Rate

2020 BPPE Annual Report - Program - Exam Passage Rate

Display Instructions for #26 (Toggle)

Not Checked

26. Does this educational program lead to an occupation that requires State licensing? *

No

You have indicated "No" for question #22, please proceed to 'Salary Data'.

Salary Data

2020 BPPE Annual Report - Program - Salary Data

Display Instructions for #43-45 (Toggle)
Not Checked

43. Graduates Available for Employment
This field is auto-populated based on your entry in #17.
9

44. Graduates Employed in the Field
This field is auto-populated based on your entry in #18.
2

45. Graduates Employed in the Field Reported receiving the following Salary or Wage:

For graduates employed in the field, indicate their salaries/earnings below. **If there are none in any specific range, indicate "0."**

\$0 - \$5,000 *	\$5,001 - \$10,000 *
0	0
\$10,001 - \$15,000 *	\$15,001 - \$20,000 *
0	0
\$20,001 - \$25,000 *	\$25,001 - \$30,000 *
0	0
\$30,001 - \$35,000 *	\$35,001 - \$40,000 *
1	0
\$40,001 - \$45,000 *	\$45,001 - \$50,000 *
0	0
\$50,001 - \$55,000 *	\$55,001 - \$60,000 *
0	0
\$60,001 - \$65,000 *	\$65,001 - \$70,000 *
0	0
\$70,001 - \$75,000 *	\$75,001 - \$80,000 *
0	0

\$80,001 - \$85,000 *

0

\$90,001 - \$95,000 *

0

Over \$100,000 *

0

\$85,001 - \$90,000 *

0

\$95,001 - \$100,000 *

0

Institution Information



**Bureau for Private
Postsecondary Education**
Department of Consumer Affairs

2020 Annual Report Program Data Workflow

(Printer Friendly Annual Report Instructions Document)

2020 BPPE Annual Report - Program - Institution Data

Complete one Program Data Workflow for EACH educational program offered (advertised) by the institution in the reporting year. If an institution offers the same program at the main location and a branch location, combine the data together and submit one Program Data Workflow for the program being reported.

1. Report Year *

2020

2. Institution Code *

Enter valid Institution Code (main location). Only entry of valid Institution Code will auto-populate the read-only Institution Name field in question #3.

57064558

3. Institution Name (auto-populated) *

If a valid Institution Code is entered in question #2, the Institution Name will auto-populate. If incorrect Institution Code is entered, you must clear out the Code field in question #2, then enter the correct Institution Code to re-fill the Institution Name with the correct Institution Name.

University of Arizona Global Campus

Program Name

2020 BPPE Annual Report - Program - Program Name

Display Instructions for #4 - #7 (Toggle)

Not Checked

4. Name of Program *

Real Estate Studies

5. Program Level? Indicate the academic level of the program you are entering, (e.g., Doctorate, Masters, Bachelor, Associate, Diploma/Certificate, Other). If you indicate 'Other', please enter the Program Level in #5a. *

Bachelor

6. Select the Classification of Instructional Programs (CIP) Code that applies to this educational program. Select from the dropdown list the code that most accurately corresponds to the educational program. (Optional)

7. Select all Standard Occupational Classification (SOC) Codes that apply to this program. Select all applicable codes from the dropdown list. (Optional)

Financial and Graduation

2020 BPPE Annual Report - Program - Financial Data and Graduation Rates

Display Instructions for #8 - #18 (Toggle)

Not Checked

8. Number of Degrees, Diplomas or Certificates Awarded *

If none, indicate "0".

10

9. Total Charges for this Program *

\$70,950.00

10. The percentage of enrolled students in the reporting year receiving federal student loans to pay for this program *

59

11. The percentage of graduates in the reporting year who took out federal student loans to pay for this program *

67

12. Number of Students Who Began the Program *

If none, indicate "0".

30

13. Number of Students Available for Graduation *

If none, indicate "0".

29

14. Number of On-time Graduates *

If none, indicate "0".

8

15. Completion Rate

This is a calculated field based on #14 and #13.

27.58621

16. 150% Graduates?

17. 150% Completion Rate

This is a calculated field based on #16 and #13.

0

18. Is the above data taken from the Integrated Postsecondary Education Data System (IPEDS) of the United States Department of Education? *

No

Placement Data

2020 BPPE Annual Report - Program - Placement Data

Display Instructions for #19 - #23 (Toggle)

Not Checked

19. Graduates Available for Employment *

If none, indicate "0".

9

20. Graduates Employed in the Field *

If none, indicate "0".

4

21. Placement Rate

This is a calculated field based on #17 and #18.

44.44444

22. Graduates employed in the field...

22a. 20 to 29 hours per week *

If none, indicate "0".

0

22b. at least 30 hours per week *

If none, indicate "0".

4

23. Indicate the number of graduates employed...

23a. In a single position in the field of study *

If none, indicate "0".

4

23b. In concurrent aggregated positions in the field of study (2 or more positions at the same time) *

If none, indicate "0".

0

23c. Freelance/self-employed *

If none, indicate "0".

0

23d. By the institution or an employer owned by the institution, or an employer who shares ownership with the institution *

If none, indicate "0".

0

Allied Health

2020 BPPE Annual Report - Program - Allied Health Professionals

Display Instructions for #24-25 (Toggle)

Not Checked

24. Does this "Program" lead to a certificate or degree related to one or more of the following allied health professionals that requires clinical training? *

No

Exam Passage Rate

2020 BPPE Annual Report - Program - Exam Passage Rate

Display Instructions for #26 (Toggle)

Not Checked

26. Does this educational program lead to an occupation that requires State licensing? *

No

You have indicated "No" for question #22, please proceed to 'Salary Data'.

Salary Data

2020 BPPE Annual Report - Program - Salary Data

Display Instructions for #43-45 (Toggle)
Not Checked

43. Graduates Available for Employment
This field is auto-populated based on your entry in #17.
9

44. Graduates Employed in the Field
This field is auto-populated based on your entry in #18.
4

45. Graduates Employed in the Field Reported receiving the following Salary or Wage:

For graduates employed in the field, indicate their salaries/earnings below. **If there are none in any specific range, indicate "0."**

\$0 - \$5,000 *	\$5,001 - \$10,000 *
0	0
\$10,001 - \$15,000 *	\$15,001 - \$20,000 *
0	0
\$20,001 - \$25,000 *	\$25,001 - \$30,000 *
0	0
\$30,001 - \$35,000 *	\$35,001 - \$40,000 *
0	0
\$40,001 - \$45,000 *	\$45,001 - \$50,000 *
0	0
\$50,001 - \$55,000 *	\$55,001 - \$60,000 *
0	0
\$60,001 - \$65,000 *	\$65,001 - \$70,000 *
0	0
\$70,001 - \$75,000 *	\$75,001 - \$80,000 *
0	0

\$80,001 - \$85,000 *

\$85,001 - \$90,000 *

0

0

\$90,001 - \$95,000 *

\$95,001 - \$100,000 *

0

1

Over \$100,000 *

1

Institution Information



**Bureau for Private
Postsecondary Education**
Department of Consumer Affairs

2020 Annual Report Program Data Workflow

(Printer Friendly Annual Report Instructions Document)

2020 BPPE Annual Report - Program - Institution Data

Complete one Program Data Workflow for EACH educational program offered (advertised) by the institution in the reporting year. If an institution offers the same program at the main location and a branch location, combine the data together and submit one Program Data Workflow for the program being reported.

1. Report Year *

2020

2. Institution Code *

Enter valid Institution Code (main location). Only entry of valid Institution Code will auto-populate the read-only Institution Name field in question #3.

57064558

3. Institution Name (auto-populated) *

If a valid Institution Code is entered in question #2, the Institution Name will auto-populate. If incorrect Institution Code is entered, you must clear out the Code field in question #2, then enter the correct Institution Code to re-fill the Institution Name with the correct Institution Name.

University of Arizona Global Campus

Program Name

2020 BPPE Annual Report - Program - Program Name

Display Instructions for #4 - #7 (Toggle)
Not Checked

4. Name of Program *

Service Management

5. Program Level? Indicate the academic level of the program you are entering, (e.g., Doctorate, Masters, Bachelor, Associate, Diploma/Certificate, Other). If you indicate 'Other', please enter the Program Level in #5a. *

Bachelor

6. Select the Classification of Instructional Programs (CIP) Code that applies to this educational program. Select from the dropdown list the code that most accurately corresponds to the educational program. (Optional)

7. Select all Standard Occupational Classification (SOC) Codes that apply to this program. Select all applicable codes from the dropdown list. (Optional)

Financial and Graduation

2020 BPPE Annual Report - Program - Financial Data and Graduation Rates

Display Instructions for #8 - #18 (Toggle)
Not Checked

8. Number of Degrees, Diplomas or Certificates Awarded *

If none, indicate "0".

2

9. Total Charges for this Program *

\$70,950.00

10. The percentage of enrolled students in the reporting year receiving federal student loans to pay for this program *

65

11. The percentage of graduates in the reporting year who took out federal student loans to pay for this program *

65

12. Number of Students Who Began the Program *

If none, indicate "0".

20

13. Number of Students Available for Graduation *

If none, indicate "0".

20

14. Number of On-time Graduates *

If none, indicate "0".

5

15. Completion Rate

This is a calculated field based on #14 and #13.

25

16. 150% Graduates?

17. 150% Completion Rate

This is a calculated field based on #16 and #13.

0

18. Is the above data taken from the Integrated Postsecondary Education Data System (IPEDS) of the United States Department of Education? *

No

Placement Data

2020 BPPE Annual Report - Program - Placement Data

Display Instructions for #19 - #23 (Toggle)

Not Checked

19. Graduates Available for Employment *

If none, indicate "0".

2

20. Graduates Employed in the Field *

If none, indicate "0".

0

21. Placement Rate

This is a calculated field based on #17 and #18.

0

22. Graduates employed in the field...

22a. 20 to 29 hours per week *

If none, indicate "0".

0

22b. at least 30 hours per week *

If none, indicate "0".

0

23. Indicate the number of graduates employed...

23a. In a single position in the field of study *

If none, indicate "0".

0

23b. In concurrent aggregated positions in the field of study (2 or more positions at the same time) *

If none, indicate "0".

0

23c. Freelance/self-employed *

If none, indicate "0".

0

23d. By the institution or an employer owned by the institution, or an employer who shares ownership with the institution *

If none, indicate "0".

0

Allied Health

2020 BPPE Annual Report - Program - Allied Health Professionals

Display Instructions for #24-25 (Toggle)

Not Checked

24. Does this "Program" lead to a certificate or degree related to one or more of the following allied health professionals that requires clinical training? *

No

Exam Passage Rate

2020 BPPE Annual Report - Program - Exam Passage Rate

Display Instructions for #26 (Toggle)

Not Checked

26. Does this educational program lead to an occupation that requires State licensing? *

No

You have indicated "No" for question #22, please proceed to 'Salary Data'.

Salary Data

2020 BPPE Annual Report - Program - Salary Data

Display Instructions for #43-45 (Toggle)
Not Checked

43. Graduates Available for Employment
This field is auto-populated based on your entry in #17.
2

44. Graduates Employed in the Field
This field is auto-populated based on your entry in #18.
0

45. Graduates Employed in the Field Reported receiving the following Salary or Wage:

For graduates employed in the field, indicate their salaries/earnings below. **If there are none in any specific range, indicate "0."**

\$0 - \$5,000 *	\$5,001 - \$10,000 *
0	0
\$10,001 - \$15,000 *	\$15,001 - \$20,000 *
0	0
\$20,001 - \$25,000 *	\$25,001 - \$30,000 *
0	0
\$30,001 - \$35,000 *	\$35,001 - \$40,000 *
0	0
\$40,001 - \$45,000 *	\$45,001 - \$50,000 *
0	0
\$50,001 - \$55,000 *	\$55,001 - \$60,000 *
0	0
\$60,001 - \$65,000 *	\$65,001 - \$70,000 *
0	0
\$70,001 - \$75,000 *	\$75,001 - \$80,000 *
0	0

\$80,001 - \$85,000 *

0

\$90,001 - \$95,000 *

0

Over \$100,000 *

0

\$85,001 - \$90,000 *

0

\$95,001 - \$100,000 *

0

Institution Information



**Bureau for Private
Postsecondary Education**
Department of Consumer Affairs

2020 Annual Report Program Data Workflow

(Printer Friendly Annual Report Instructions Document)

2020 BPPE Annual Report - Program - Institution Data

Complete one Program Data Workflow for EACH educational program offered (advertised) by the institution in the reporting year. If an institution offers the same program at the main location and a branch location, combine the data together and submit one Program Data Workflow for the program being reported.

1. Report Year *

2020

2. Institution Code *

Enter valid Institution Code (main location). Only entry of valid Institution Code will auto-populate the read-only Institution Name field in question #3.

57064558

3. Institution Name (auto-populated) *

If a valid Institution Code is entered in question #2, the Institution Name will auto-populate. If incorrect Institution Code is entered, you must clear out the Code field in question #2, then enter the correct Institution Code to re-fill the Institution Name with the correct Institution Name.

University of Arizona Global Campus

Program Name

2020 BPPE Annual Report - Program - Program Name

Display Instructions for #4 - #7 (Toggle)
Not Checked

4. Name of Program *

Social and Criminal Justice

5. Program Level? Indicate the academic level of the program you are entering, (e.g., Doctorate, Masters, Bachelor, Associate, Diploma/Certificate, Other). If you indicate 'Other', please enter the Program Level in #5a. *

Bachelor

6. Select the Classification of Instructional Programs (CIP) Code that applies to this educational program. Select from the dropdown list the code that most accurately corresponds to the educational program. (Optional)

7. Select all Standard Occupational Classification (SOC) Codes that apply to this program. Select all applicable codes from the dropdown list. (Optional)

Financial and Graduation

2020 BPPE Annual Report - Program - Financial Data and Graduation Rates

Display Instructions for #8 - #18 (Toggle)
Not Checked

8. Number of Degrees, Diplomas or
Certificates Awarded *
If none, indicate "0".

27

9. Total Charges for this Program *

\$70,950.00

10. The percentage of enrolled
students in the reporting year
receiving federal student loans to
pay for this program *

70

11. The percentage of graduates in
the reporting year who took out
federal student loans to pay for this
program *

68

12. Number of Students Who Began the Program *

If none, indicate "0".

179

13. Number of Students Available for Graduation *

If none, indicate "0".

177

14. Number of On-time Graduates *

If none, indicate "0".

25

15. Completion Rate

This is a calculated field based on #14 and #13.

14.12429

16. 150% Graduates?

17. 150% Completion Rate

This is a calculated field based on #16 and #13.

0

18. Is the above data taken from the Integrated Postsecondary Education Data System (IPEDS) of the United States Department of Education? *

No

Placement Data

2020 BPPE Annual Report - Program - Placement Data

Display Instructions for #19 - #23 (Toggle)

Not Checked

19. Graduates Available for Employment *

If none, indicate "0".

27

20. Graduates Employed in the Field *

If none, indicate "0".

5

21. Placement Rate

This is a calculated field based on #17 and #18.

18.51852

22. Graduates employed in the field...

22a. 20 to 29 hours per week *

If none, indicate "0".

0

22b. at least 30 hours per week *

If none, indicate "0".

4

23. Indicate the number of graduates employed...

23a. In a single position in the field of study *
If none, indicate "0".

4

23b. In concurrent aggregated positions in the field of
study (2 or more positions at the same time) *
If none, indicate "0".

0

23c. Freelance/self-employed *
If none, indicate "0".

0

23d. By the institution or an employer owned by the
institution, or an employer who shares ownership with
the institution *
If none, indicate "0".

0

Allied Health

2020 BPPE Annual Report - Program - Allied Health Professionals

Display Instructions for #24-25 (Toggle)

Not Checked

24. Does this "Program" lead to a certificate or degree related to one or more of the
following allied health professionals that requires clinical training? *

No

Exam Passage Rate

2020 BPPE Annual Report - Program - Exam Passage Rate

Display Instructions for #26 (Toggle)

Not Checked

26. Does this educational program lead to an occupation that requires State
licensing? *

No

You have indicated "No" for question #22, please proceed to 'Salary Data'.

Salary Data

2020 BPPE Annual Report - Program - Salary Data

Display Instructions for #43-45 (Toggle)

Not Checked

43. Graduates Available for Employment

This field is auto-populated based on your entry in #17.

27

44. Graduates Employed in the Field

This field is auto-populated based on your entry in #18.

5

45. Graduates Employed in the Field Reported receiving the following Salary or Wage:

For graduates employed in the field, indicate their salaries/earnings below. **If there are none in any specific range, indicate "0."**

\$0 - \$5,000 *	\$5,001 - \$10,000 *
0	0
\$10,001 - \$15,000 *	\$15,001 - \$20,000 *
0	0
\$20,001 - \$25,000 *	\$25,001 - \$30,000 *
0	0
\$30,001 - \$35,000 *	\$35,001 - \$40,000 *
0	0
\$40,001 - \$45,000 *	\$45,001 - \$50,000 *
1	1
\$50,001 - \$55,000 *	\$55,001 - \$60,000 *
0	0
\$60,001 - \$65,000 *	\$65,001 - \$70,000 *
0	0
\$70,001 - \$75,000 *	\$75,001 - \$80,000 *
0	0

\$80,001 - \$85,000 *

0

\$90,001 - \$95,000 *

1

Over \$100,000 *

0

\$85,001 - \$90,000 *

0

\$95,001 - \$100,000 *

0

Institution Information



**Bureau for Private
Postsecondary Education**
Department of Consumer Affairs

2020 Annual Report Program Data Workflow

(Printer Friendly Annual Report Instructions Document)

2020 BPPE Annual Report - Program - Institution Data

Complete one Program Data Workflow for EACH educational program offered (advertised) by the institution in the reporting year. If an institution offers the same program at the main location and a branch location, combine the data together and submit one Program Data Workflow for the program being reported.

1. Report Year *

2020

2. Institution Code *

Enter valid Institution Code (main location). Only entry of valid Institution Code will auto-populate the read-only Institution Name field in question #3.

57064558

3. Institution Name (auto-populated) *

If a valid Institution Code is entered in question #2, the Institution Name will auto-populate. If incorrect Institution Code is entered, you must clear out the Code field in question #2, then enter the correct Institution Code to re-fill the Institution Name with the correct Institution Name.

University of Arizona Global Campus

Program Name

2020 BPPE Annual Report - Program - Program Name

Display Instructions for #4 - #7 (Toggle)
Not Checked

4. Name of Program *

Social Science

5. Program Level? Indicate the academic level of the program you are entering, (e.g., Doctorate, Masters, Bachelor, Associate, Diploma/Certificate, Other). If you indicate 'Other', please enter the Program Level in #5a. *

Bachelor

6. Select the Classification of Instructional Programs (CIP) Code that applies to this educational program. Select from the dropdown list the code that most accurately corresponds to the educational program. (Optional)

7. Select all Standard Occupational Classification (SOC) Codes that apply to this program. Select all applicable codes from the dropdown list. (Optional)

Financial and Graduation

2020 BPPE Annual Report - Program - Financial Data and Graduation Rates

Display Instructions for #8 - #18 (Toggle)
Not Checked

8. Number of Degrees, Diplomas or Certificates Awarded *

If none, indicate "0".

1

9. Total Charges for this Program *

\$70,950.00

10. The percentage of enrolled students in the reporting year receiving federal student loans to pay for this program *

64

11. The percentage of graduates in the reporting year who took out federal student loans to pay for this program *

64

12. Number of Students Who Began the Program *

If none, indicate "0".

15

13. Number of Students Available for Graduation *

If none, indicate "0".

15

14. Number of On-time Graduates *

If none, indicate "0".

2

15. Completion Rate

This is a calculated field based on #14 and #13.

13.33333

16. 150% Graduates?

17. 150% Completion Rate

This is a calculated field based on #16 and #13.

0

18. Is the above data taken from the Integrated Postsecondary Education Data System (IPEDS) of the United States Department of Education? *

No

Placement Data

2020 BPPE Annual Report - Program - Placement Data

Display Instructions for #19 - #23 (Toggle)

Not Checked

19. Graduates Available for Employment *

If none, indicate "0".

1

20. Graduates Employed in the Field *

If none, indicate "0".

1

21. Placement Rate

This is a calculated field based on #17 and #18.

100

22. Graduates employed in the field...

22a. 20 to 29 hours per week *

If none, indicate "0".

0

22b. at least 30 hours per week *

If none, indicate "0".

1

23. Indicate the number of graduates employed...

23a. In a single position in the field of study *

If none, indicate "0".

1

23b. In concurrent aggregated positions in the field of study (2 or more positions at the same time) *

If none, indicate "0".

0

23c. Freelance/self-employed *

If none, indicate "0".

0

23d. By the institution or an employer owned by the institution, or an employer who shares ownership with the institution *

If none, indicate "0".

0

Allied Health

2020 BPPE Annual Report - Program - Allied Health Professionals

Display Instructions for #24-25 (Toggle)

Not Checked

24. Does this "Program" lead to a certificate or degree related to one or more of the following allied health professionals that requires clinical training? *

No

Exam Passage Rate

2020 BPPE Annual Report - Program - Exam Passage Rate

Display Instructions for #26 (Toggle)

Not Checked

26. Does this educational program lead to an occupation that requires State licensing? *

No

You have indicated "No" for question #22, please proceed to 'Salary Data'.

Salary Data

2020 BPPE Annual Report - Program - Salary Data

Display Instructions for #43-45 (Toggle)
Not Checked

43. Graduates Available for Employment
This field is auto-populated based on your entry in #17.

1

44. Graduates Employed in the Field
This field is auto-populated based on your entry in #18.

1

45. Graduates Employed in the Field Reported receiving the following Salary or Wage:

For graduates employed in the field, indicate their salaries/earnings below. **If there are none in any specific range, indicate "0."**

\$0 - \$5,000 *	\$5,001 - \$10,000 *
0	0
\$10,001 - \$15,000 *	\$15,001 - \$20,000 *
0	0
\$20,001 - \$25,000 *	\$25,001 - \$30,000 *
0	0
\$30,001 - \$35,000 *	\$35,001 - \$40,000 *
0	0
\$40,001 - \$45,000 *	\$45,001 - \$50,000 *
0	0
\$50,001 - \$55,000 *	\$55,001 - \$60,000 *
0	0
\$60,001 - \$65,000 *	\$65,001 - \$70,000 *
0	0
\$70,001 - \$75,000 *	\$75,001 - \$80,000 *
0	0

\$80,001 - \$85,000 *

1

\$90,001 - \$95,000 *

0

Over \$100,000 *

0

\$85,001 - \$90,000 *

0

\$95,001 - \$100,000 *

0

Institution Information



**Bureau for Private
Postsecondary Education**
Department of Consumer Affairs

2020 Annual Report Program Data Workflow

(Printer Friendly Annual Report Instructions Document)

2020 BPPE Annual Report - Program - Institution Data

Complete one Program Data Workflow for EACH educational program offered (advertised) by the institution in the reporting year. If an institution offers the same program at the main location and a branch location, combine the data together and submit one Program Data Workflow for the program being reported.

1. Report Year *

2020

2. Institution Code *

Enter valid Institution Code (main location). Only entry of valid Institution Code will auto-populate the read-only Institution Name field in question #3.

57064558

3. Institution Name (auto-populated) *

If a valid Institution Code is entered in question #2, the Institution Name will auto-populate. If incorrect Institution Code is entered, you must clear out the Code field in question #2, then enter the correct Institution Code to re-fill the Institution Name with the correct Institution Name.

University of Arizona Global Campus

Program Name

2020 BPPE Annual Report - Program - Program Name

Display Instructions for #4 - #7 (Toggle)
Not Checked

4. Name of Program *

Sociology

5. Program Level? Indicate the academic level of the program you are entering, (e.g., Doctorate, Masters, Bachelor, Associate, Diploma/Certificate, Other). If you indicate 'Other', please enter the Program Level in #5a. *

Bachelor

6. Select the Classification of Instructional Programs (CIP) Code that applies to this educational program. Select from the dropdown list the code that most accurately corresponds to the educational program. (Optional)

7. Select all Standard Occupational Classification (SOC) Codes that apply to this program. Select all applicable codes from the dropdown list. (Optional)

Financial and Graduation

2020 BPPE Annual Report - Program - Financial Data and Graduation Rates

Display Instructions for #8 - #18 (Toggle)
Not Checked

8. Number of Degrees, Diplomas or Certificates Awarded *

If none, indicate "0".

23

9. Total Charges for this Program *

\$70,950.00

10. The percentage of enrolled students in the reporting year receiving federal student loans to pay for this program *

72

11. The percentage of graduates in the reporting year who took out federal student loans to pay for this program *

78

12. Number of Students Who Began the Program *

If none, indicate "0".

43

13. Number of Students Available for Graduation *

If none, indicate "0".

43

14. Number of On-time Graduates *

If none, indicate "0".

13

15. Completion Rate

This is a calculated field based on #14 and #13.

30.23256

16. 150% Graduates?

17. 150% Completion Rate

This is a calculated field based on #16 and #13.

0

18. Is the above data taken from the Integrated Postsecondary Education Data System (IPEDS) of the United States Department of Education? *

No

Placement Data

2020 BPPE Annual Report - Program - Placement Data

Display Instructions for #19 - #23 (Toggle)

Not Checked

19. Graduates Available for Employment *

If none, indicate "0".

22

20. Graduates Employed in the Field *

If none, indicate "0".

9

21. Placement Rate

This is a calculated field based on #17 and #18.

40.90909

22. Graduates employed in the field...

22a. 20 to 29 hours per week *

If none, indicate "0".

1

22b. at least 30 hours per week *

If none, indicate "0".

7

23. Indicate the number of graduates employed...

23a. In a single position in the field of study *

If none, indicate "0".

8

23b. In concurrent aggregated positions in the field of study (2 or more positions at the same time) *

If none, indicate "0".

0

23c. Freelance/self-employed *

If none, indicate "0".

0

23d. By the institution or an employer owned by the institution, or an employer who shares ownership with the institution *

If none, indicate "0".

0

Allied Health

2020 BPPE Annual Report - Program - Allied Health Professionals

Display Instructions for #24-25 (Toggle)

Not Checked

24. Does this "Program" lead to a certificate or degree related to one or more of the following allied health professionals that requires clinical training? *

No

Exam Passage Rate

2020 BPPE Annual Report - Program - Exam Passage Rate

Display Instructions for #26 (Toggle)

Not Checked

26. Does this educational program lead to an occupation that requires State licensing? *

No

You have indicated "No" for question #22, please proceed to 'Salary Data'.

Salary Data

2020 BPPE Annual Report - Program - Salary Data

Display Instructions for #43-45 (Toggle)
Not Checked

43. Graduates Available for Employment
This field is auto-populated based on your entry in #17.
22

44. Graduates Employed in the Field
This field is auto-populated based on your entry in #18.
9

45. Graduates Employed in the Field Reported receiving the following Salary or Wage:

For graduates employed in the field, indicate their salaries/earnings below. **If there are none in any specific range, indicate "0."**

\$0 - \$5,000 *	\$5,001 - \$10,000 *
0	0
\$10,001 - \$15,000 *	\$15,001 - \$20,000 *
0	0
\$20,001 - \$25,000 *	\$25,001 - \$30,000 *
0	0
\$30,001 - \$35,000 *	\$35,001 - \$40,000 *
0	0
\$40,001 - \$45,000 *	\$45,001 - \$50,000 *
0	2
\$50,001 - \$55,000 *	\$55,001 - \$60,000 *
2	1
\$60,001 - \$65,000 *	\$65,001 - \$70,000 *
1	0
\$70,001 - \$75,000 *	\$75,001 - \$80,000 *
0	0

\$80,001 - \$85,000 *

0

\$90,001 - \$95,000 *

0

Over \$100,000 *

0

\$85,001 - \$90,000 *

0

\$95,001 - \$100,000 *

0

Institution Information



**Bureau for Private
Postsecondary Education**
Department of Consumer Affairs

2020 Annual Report Program Data Workflow

(Printer Friendly Annual Report Instructions Document)

2020 BPPE Annual Report - Program - Institution Data

Complete one Program Data Workflow for EACH educational program offered (advertised) by the institution in the reporting year. If an institution offers the same program at the main location and a branch location, combine the data together and submit one Program Data Workflow for the program being reported.

1. Report Year *

2020

2. Institution Code *

Enter valid Institution Code (main location). Only entry of valid Institution Code will auto-populate the read-only Institution Name field in question #3.

57064558

3. Institution Name (auto-populated) *

If a valid Institution Code is entered in question #2, the Institution Name will auto-populate. If incorrect Institution Code is entered, you must clear out the Code field in question #2, then enter the correct Institution Code to re-fill the Institution Name with the correct Institution Name.

University of Arizona Global Campus

Program Name

2020 BPPE Annual Report - Program - Program Name

Display Instructions for #4 - #7 (Toggle)

Not Checked

4. Name of Program *

Sports and Recreation Management

5. Program Level? Indicate the academic level of the program you are entering, (e.g., Doctorate, Masters, Bachelor, Associate, Diploma/Certificate, Other). If you indicate 'Other', please enter the Program Level in #5a. *

Bachelor

6. Select the Classification of Instructional Programs (CIP) Code that applies to this educational program. Select from the dropdown list the code that most accurately corresponds to the educational program. (Optional)

7. Select all Standard Occupational Classification (SOC) Codes that apply to this program. Select all applicable codes from the dropdown list. (Optional)

Financial and Graduation

2020 BPPE Annual Report - Program - Financial Data and Graduation Rates

Display Instructions for #8 - #18 (Toggle)

Not Checked

8. Number of Degrees, Diplomas or
Certificates Awarded *

If none, indicate "0".

4

9. Total Charges for this Program *

\$70,950.00

10. The percentage of enrolled
students in the reporting year
receiving federal student loans to
pay for this program *

68

11. The percentage of graduates in
the reporting year who took out
federal student loans to pay for this
program *

65

12. Number of Students Who Began the Program *

If none, indicate "0".

25

13. Number of Students Available for Graduation *

If none, indicate "0".

22

14. Number of On-time Graduates *

If none, indicate "0".

4

15. Completion Rate

This is a calculated field based on #14 and #13.

18.18182

16. 150% Graduates?

17. 150% Completion Rate

This is a calculated field based on #16 and #13.

0

18. Is the above data taken from the Integrated Postsecondary Education Data System (IPEDS) of the United States Department of Education? *

No

Placement Data

2020 BPPE Annual Report - Program - Placement Data

Display Instructions for #19 - #23 (Toggle)

Not Checked

19. Graduates Available for Employment *

If none, indicate "0".

3

20. Graduates Employed in the Field *

If none, indicate "0".

0

21. Placement Rate

This is a calculated field based on #17 and #18.

0

22. Graduates employed in the field...

22a. 20 to 29 hours per week *

If none, indicate "0".

0

22b. at least 30 hours per week *

If none, indicate "0".

0

23. Indicate the number of graduates employed...

23a. In a single position in the field of study *

If none, indicate "0".

0

23b. In concurrent aggregated positions in the field of study (2 or more positions at the same time) *

If none, indicate "0".

0

23c. Freelance/self-employed *

If none, indicate "0".

0

23d. By the institution or an employer owned by the institution, or an employer who shares ownership with the institution *

If none, indicate "0".

0

Allied Health

2020 BPPE Annual Report - Program - Allied Health Professionals

Display Instructions for #24-25 (Toggle)

Not Checked

24. Does this "Program" lead to a certificate or degree related to one or more of the following allied health professionals that requires clinical training? *

No

Exam Passage Rate

2020 BPPE Annual Report - Program - Exam Passage Rate

Display Instructions for #26 (Toggle)

Not Checked

26. Does this educational program lead to an occupation that requires State licensing? *

No

You have indicated "No" for question #22, please proceed to 'Salary Data'.

Salary Data

2020 BPPE Annual Report - Program - Salary Data

Display Instructions for #43-45 (Toggle)

Not Checked

43. Graduates Available for Employment

This field is auto-populated based on your entry in #17.

3

44. Graduates Employed in the Field

This field is auto-populated based on your entry in #18.

0

45. Graduates Employed in the Field Reported receiving the following Salary or Wage:

For graduates employed in the field, indicate their salaries/earnings below. **If there are none in any specific range, indicate "0."**

\$0 - \$5,000 *

0

\$10,001 - \$15,000 *

0

\$20,001 - \$25,000 *

0

\$30,001 - \$35,000 *

0

\$40,001 - \$45,000 *

0

\$50,001 - \$55,000 *

0

\$60,001 - \$65,000 *

0

\$70,001 - \$75,000 *

0

\$5,001 - \$10,000 *

0

\$15,001 - \$20,000 *

0

\$25,001 - \$30,000 *

0

\$35,001 - \$40,000 *

0

\$45,001 - \$50,000 *

0

\$55,001 - \$60,000 *

0

\$65,001 - \$70,000 *

0

\$75,001 - \$80,000 *

0

\$80,001 - \$85,000 *

0

\$90,001 - \$95,000 *

0

Over \$100,000 *

0

\$85,001 - \$90,000 *

0

\$95,001 - \$100,000 *

0

Institution Information



**Bureau for Private
Postsecondary Education**
Department of Consumer Affairs

2020 Annual Report Program Data Workflow

(Printer Friendly Annual Report Instructions Document)

2020 BPPE Annual Report - Program - Institution Data

Complete one Program Data Workflow for EACH educational program offered (advertised) by the institution in the reporting year. If an institution offers the same program at the main location and a branch location, combine the data together and submit one Program Data Workflow for the program being reported.

1. Report Year *

2020

2. Institution Code *

Enter valid Institution Code (main location). Only entry of valid Institution Code will auto-populate the read-only Institution Name field in question #3.

57064558

3. Institution Name (auto-populated) *

If a valid Institution Code is entered in question #2, the Institution Name will auto-populate. If incorrect Institution Code is entered, you must clear out the Code field in question #2, then enter the correct Institution Code to re-fill the Institution Name with the correct Institution Name.

University of Arizona Global Campus

Program Name

2020 BPPE Annual Report - Program - Program Name

Display Instructions for #4 - #7 (Toggle)
Not Checked

4. Name of Program *

Supply Chain Management

5. Program Level? Indicate the academic level of the program you are entering, (e.g., Doctorate, Masters, Bachelor, Associate, Diploma/Certificate, Other). If you indicate 'Other', please enter the Program Level in #5a. *

Bachelor

6. Select the Classification of Instructional Programs (CIP) Code that applies to this educational program. Select from the dropdown list the code that most accurately corresponds to the educational program. (Optional)

7. Select all Standard Occupational Classification (SOC) Codes that apply to this program. Select all applicable codes from the dropdown list. (Optional)

Financial and Graduation

2020 BPPE Annual Report - Program - Financial Data and Graduation Rates

Display Instructions for #8 - #18 (Toggle)
Not Checked

8. Number of Degrees, Diplomas or
Certificates Awarded *
If none, indicate "0".

7

9. Total Charges for this Program *

\$70,950.00

10. The percentage of enrolled
students in the reporting year
receiving federal student loans to
pay for this program *

61

11. The percentage of graduates in
the reporting year who took out
federal student loans to pay for this
program *

65

12. Number of Students Who Began the Program *

If none, indicate "0".

36

13. Number of Students Available for Graduation *

If none, indicate "0".

36

14. Number of On-time Graduates *

If none, indicate "0".

10

15. Completion Rate

This is a calculated field based on #14 and #13.

27.77778

16. 150% Graduates?

17. 150% Completion Rate

This is a calculated field based on #16 and #13.

0

18. Is the above data taken from the Integrated Postsecondary Education Data System (IPEDS) of the United States Department of Education? *

No

Placement Data

2020 BPPE Annual Report - Program - Placement Data

Display Instructions for #19 - #23 (Toggle)

Not Checked

19. Graduates Available for Employment *

If none, indicate "0".

7

20. Graduates Employed in the Field *

If none, indicate "0".

3

21. Placement Rate

This is a calculated field based on #17 and #18.

42.85714

22. Graduates employed in the field...

22a. 20 to 29 hours per week *

If none, indicate "0".

0

22b. at least 30 hours per week *

If none, indicate "0".

3

23. Indicate the number of graduates employed...

23a. In a single position in the field of study *
If none, indicate "0".

3

23b. In concurrent aggregated positions in the field of
study (2 or more positions at the same time) *
If none, indicate "0".

0

23c. Freelance/self-employed *
If none, indicate "0".

0

23d. By the institution or an employer owned by the
institution, or an employer who shares ownership with
the institution *
If none, indicate "0".

0

Allied Health

2020 BPPE Annual Report - Program - Allied Health Professionals

Display Instructions for #24-25 (Toggle)

Not Checked

24. Does this "Program" lead to a certificate or degree related to one or more of the
following allied health professionals that requires clinical training? *

No

Exam Passage Rate

2020 BPPE Annual Report - Program - Exam Passage Rate

Display Instructions for #26 (Toggle)

Not Checked

26. Does this educational program lead to an occupation that requires State
licensing? *

No

You have indicated "No" for question #22, please proceed to 'Salary Data'.

Salary Data

2020 BPPE Annual Report - Program - Salary Data

Display Instructions for #43-45 (Toggle)
Not Checked

43. Graduates Available for Employment
This field is auto-populated based on your entry in #17.
7

44. Graduates Employed in the Field
This field is auto-populated based on your entry in #18.
3

45. Graduates Employed in the Field Reported receiving the following Salary or Wage:

For graduates employed in the field, indicate their salaries/earnings below. **If there are none in any specific range, indicate "0."**

\$0 - \$5,000 *	\$5,001 - \$10,000 *
0	0
\$10,001 - \$15,000 *	\$15,001 - \$20,000 *
0	0
\$20,001 - \$25,000 *	\$25,001 - \$30,000 *
0	0
\$30,001 - \$35,000 *	\$35,001 - \$40,000 *
0	0
\$40,001 - \$45,000 *	\$45,001 - \$50,000 *
0	0
\$50,001 - \$55,000 *	\$55,001 - \$60,000 *
0	1
\$60,001 - \$65,000 *	\$65,001 - \$70,000 *
1	0
\$70,001 - \$75,000 *	\$75,001 - \$80,000 *
0	1

\$80,001 - \$85,000 *

0

\$90,001 - \$95,000 *

0

Over \$100,000 *

0

\$85,001 - \$90,000 *

0

\$95,001 - \$100,000 *

0

Institution Information



**Bureau for Private
Postsecondary Education**
Department of Consumer Affairs

2020 Annual Report Program Data Workflow

(Printer Friendly Annual Report Instructions Document)

2020 BPPE Annual Report - Program - Institution Data

Complete one Program Data Workflow for EACH educational program offered (advertised) by the institution in the reporting year. If an institution offers the same program at the main location and a branch location, combine the data together and submit one Program Data Workflow for the program being reported.

1. Report Year *

2020

2. Institution Code *

Enter valid Institution Code (main location). Only entry of valid Institution Code will auto-populate the read-only Institution Name field in question #3.

57064558

3. Institution Name (auto-populated) *

If a valid Institution Code is entered in question #2, the Institution Name will auto-populate. If incorrect Institution Code is entered, you must clear out the Code field in question #2, then enter the correct Institution Code to re-fill the Institution Name with the correct Institution Name.

University of Arizona Global Campus

Program Name

2020 BPPE Annual Report - Program - Program Name

Display Instructions for #4 - #7 (Toggle)
Not Checked

4. Name of Program *

Computer Software Technology

5. Program Level? Indicate the academic level of the program you are entering, (e.g., Doctorate, Masters, Bachelor, Associate, Diploma/Certificate, Other). If you indicate 'Other', please enter the Program Level in #5a. *

Bachelor

6. Select the Classification of Instructional Programs (CIP) Code that applies to this educational program. Select from the dropdown list the code that most accurately corresponds to the educational program. (Optional)

7. Select all Standard Occupational Classification (SOC) Codes that apply to this program. Select all applicable codes from the dropdown list. (Optional)

Financial and Graduation

2020 BPPE Annual Report - Program - Financial Data and Graduation Rates

Display Instructions for #8 - #18 (Toggle)
Not Checked

8. Number of Degrees, Diplomas or
Certificates Awarded *
If none, indicate "0".

0

9. Total Charges for this Program *

\$70,950.00

10. The percentage of enrolled
students in the reporting year
receiving federal student loans to
pay for this program *

39

11. The percentage of graduates in
the reporting year who took out
federal student loans to pay for this
program *

33

12. Number of Students Who Began the Program *

If none, indicate "0".

0

13. Number of Students Available for Graduation *

If none, indicate "0".

0

14. Number of On-time Graduates *

If none, indicate "0".

0

15. Completion Rate

This is a calculated field based on #14 and #13.

16. 150% Graduates?

17. 150% Completion Rate

This is a calculated field based on #16 and #13.

18. Is the above data taken from the Integrated Postsecondary Education Data System (IPEDS) of the United States Department of Education? *

No

Placement Data

2020 BPPE Annual Report - Program - Placement Data

Display Instructions for #19 - #23 (Toggle)

Not Checked

19. Graduates Available for Employment *

If none, indicate "0".

0

20. Graduates Employed in the Field *

If none, indicate "0".

0

21. Placement Rate

This is a calculated field based on #17 and #18.

22. Graduates employed in the field...

22a. 20 to 29 hours per week *

If none, indicate "0".

0

22b. at least 30 hours per week *

If none, indicate "0".

0

23. Indicate the number of graduates employed...

23a. In a single position in the field of study *

If none, indicate "0".

0

23b. In concurrent aggregated positions in the field of study (2 or more positions at the same time) *

If none, indicate "0".

0

23c. Freelance/self-employed *

If none, indicate "0".

0

23d. By the institution or an employer owned by the institution, or an employer who shares ownership with the institution *

If none, indicate "0".

0

Allied Health

2020 BPPE Annual Report - Program - Allied Health Professionals

Display Instructions for #24-25 (Toggle)

Not Checked

24. Does this "Program" lead to a certificate or degree related to one or more of the following allied health professionals that requires clinical training? *

No

Exam Passage Rate

2020 BPPE Annual Report - Program - Exam Passage Rate

Display Instructions for #26 (Toggle)

Not Checked

26. Does this educational program lead to an occupation that requires State licensing? *

No

You have indicated "No" for question #22, please proceed to 'Salary Data'.

Salary Data

2020 BPPE Annual Report - Program - Salary Data

Display Instructions for #43-45 (Toggle)
Not Checked

43. Graduates Available for Employment
This field is auto-populated based on your entry in #17.
0

44. Graduates Employed in the Field
This field is auto-populated based on your entry in #18.
0

45. Graduates Employed in the Field Reported receiving the following Salary or Wage:

For graduates employed in the field, indicate their salaries/earnings below. **If there are none in any specific range, indicate "0."**

\$0 - \$5,000 *	\$5,001 - \$10,000 *
0	0
\$10,001 - \$15,000 *	\$15,001 - \$20,000 *
0	0
\$20,001 - \$25,000 *	\$25,001 - \$30,000 *
0	0
\$30,001 - \$35,000 *	\$35,001 - \$40,000 *
0	0
\$40,001 - \$45,000 *	\$45,001 - \$50,000 *
0	0
\$50,001 - \$55,000 *	\$55,001 - \$60,000 *
0	0
\$60,001 - \$65,000 *	\$65,001 - \$70,000 *
0	0
\$70,001 - \$75,000 *	\$75,001 - \$80,000 *
0	0

\$80,001 - \$85,000 *

0

\$90,001 - \$95,000 *

0

Over \$100,000 *

0

\$85,001 - \$90,000 *

0

\$95,001 - \$100,000 *

0

Institution Information



**Bureau for Private
Postsecondary Education**
Department of Consumer Affairs

2020 Annual Report Program Data Workflow

(Printer Friendly Annual Report Instructions Document)

2020 BPPE Annual Report - Program - Institution Data

Complete one Program Data Workflow for EACH educational program offered (advertised) by the institution in the reporting year. If an institution offers the same program at the main location and a branch location, combine the data together and submit one Program Data Workflow for the program being reported.

1. Report Year *

2020

2. Institution Code *

Enter valid Institution Code (main location). Only entry of valid Institution Code will auto-populate the read-only Institution Name field in question #3.

57064558

3. Institution Name (auto-populated) *

If a valid Institution Code is entered in question #2, the Institution Name will auto-populate. If incorrect Institution Code is entered, you must clear out the Code field in question #2, then enter the correct Institution Code to re-fill the Institution Name with the correct Institution Name.

University of Arizona Global Campus

Program Name

2020 BPPE Annual Report - Program - Program Name

Display Instructions for #4 - #7 (Toggle)
Not Checked

4. Name of Program *

Cyber and Data Security Technology

5. Program Level? Indicate the academic level of the program you are entering, (e.g., Doctorate, Masters, Bachelor, Associate, Diploma/Certificate, Other). If you indicate 'Other', please enter the Program Level in #5a. *

Bachelor

6. Select the Classification of Instructional Programs (CIP) Code that applies to this educational program. Select from the dropdown list the code that most accurately corresponds to the educational program. (Optional)

7. Select all Standard Occupational Classification (SOC) Codes that apply to this program. Select all applicable codes from the dropdown list. (Optional)

Financial and Graduation

2020 BPPE Annual Report - Program - Financial Data and Graduation Rates

Display Instructions for #8 - #18 (Toggle)
Not Checked

8. Number of Degrees, Diplomas or
Certificates Awarded *
If none, indicate "0".

0

9. Total Charges for this Program *

\$70,950.00

10. The percentage of enrolled
students in the reporting year
receiving federal student loans to
pay for this program *

38

11. The percentage of graduates in
the reporting year who took out
federal student loans to pay for this
program *

0

12. Number of Students Who Began the Program *

If none, indicate "0".

0

13. Number of Students Available for Graduation *

If none, indicate "0".

0

14. Number of On-time Graduates *

If none, indicate "0".

0

15. Completion Rate

This is a calculated field based on #14 and #13.

16. 150% Graduates?

17. 150% Completion Rate

This is a calculated field based on #16 and #13.

18. Is the above data taken from the Integrated Postsecondary Education Data System (IPEDS) of the United States Department of Education? *

No

Placement Data

2020 BPPE Annual Report - Program - Placement Data

Display Instructions for #19 - #23 (Toggle)

Not Checked

19. Graduates Available for Employment *

If none, indicate "0".

0

20. Graduates Employed in the Field *

If none, indicate "0".

0

21. Placement Rate

This is a calculated field based on #17 and #18.

22. Graduates employed in the field...

22a. 20 to 29 hours per week *

If none, indicate "0".

0

22b. at least 30 hours per week *

If none, indicate "0".

0

23. Indicate the number of graduates employed...

23a. In a single position in the field of study *

If none, indicate "0".

0

23b. In concurrent aggregated positions in the field of study (2 or more positions at the same time) *

If none, indicate "0".

0

23c. Freelance/self-employed *

If none, indicate "0".

0

23d. By the institution or an employer owned by the institution, or an employer who shares ownership with the institution *

If none, indicate "0".

0

Allied Health

2020 BPPE Annual Report - Program - Allied Health Professionals

Display Instructions for #24-25 (Toggle)

Not Checked

24. Does this "Program" lead to a certificate or degree related to one or more of the following allied health professionals that requires clinical training? *

No

Exam Passage Rate

2020 BPPE Annual Report - Program - Exam Passage Rate

Display Instructions for #26 (Toggle)

Not Checked

26. Does this educational program lead to an occupation that requires State licensing? *

No

You have indicated "No" for question #22, please proceed to 'Salary Data'.

Salary Data

2020 BPPE Annual Report - Program - Salary Data

Display Instructions for #43-45 (Toggle)
Not Checked

43. Graduates Available for Employment
This field is auto-populated based on your entry in #17.
0

44. Graduates Employed in the Field
This field is auto-populated based on your entry in #18.
0

45. Graduates Employed in the Field Reported receiving the following Salary or Wage:

For graduates employed in the field, indicate their salaries/earnings below. **If there are none in any specific range, indicate "0."**

\$0 - \$5,000 *	\$5,001 - \$10,000 *
0	0
\$10,001 - \$15,000 *	\$15,001 - \$20,000 *
0	0
\$20,001 - \$25,000 *	\$25,001 - \$30,000 *
0	0
\$30,001 - \$35,000 *	\$35,001 - \$40,000 *
0	0
\$40,001 - \$45,000 *	\$45,001 - \$50,000 *
0	0
\$50,001 - \$55,000 *	\$55,001 - \$60,000 *
0	0
\$60,001 - \$65,000 *	\$65,001 - \$70,000 *
0	0
\$70,001 - \$75,000 *	\$75,001 - \$80,000 *
0	0

\$80,001 - \$85,000 *

0

\$90,001 - \$95,000 *

0

Over \$100,000 *

0

\$85,001 - \$90,000 *

0

\$95,001 - \$100,000 *

0

Institution Information



**Bureau for Private
Postsecondary Education**
Department of Consumer Affairs

2020 Annual Report Program Data Workflow

(Printer Friendly Annual Report Instructions Document)

2020 BPPE Annual Report - Program - Institution Data

Complete one Program Data Workflow for EACH educational program offered (advertised) by the institution in the reporting year. If an institution offers the same program at the main location and a branch location, combine the data together and submit one Program Data Workflow for the program being reported.

1. Report Year *

2020

2. Institution Code *

Enter valid Institution Code (main location). Only entry of valid Institution Code will auto-populate the read-only Institution Name field in question #3.

57064558

3. Institution Name (auto-populated) *

If a valid Institution Code is entered in question #2, the Institution Name will auto-populate. If incorrect Institution Code is entered, you must clear out the Code field in question #2, then enter the correct Institution Code to re-fill the Institution Name with the correct Institution Name.

University of Arizona Global Campus

Program Name

2020 BPPE Annual Report - Program - Program Name

Display Instructions for #4 - #7 (Toggle)

Not Checked

4. Name of Program *

Health Information Management

5. Program Level? Indicate the academic level of the program you are entering, (e.g., Doctorate, Masters, Bachelor, Associate, Diploma/Certificate, Other). If you indicate 'Other', please enter the Program Level in #5a. *

Bachelor

6. Select the Classification of Instructional Programs (CIP) Code that applies to this educational program. Select from the dropdown list the code that most accurately corresponds to the educational program. (Optional)

7. Select all Standard Occupational Classification (SOC) Codes that apply to this program. Select all applicable codes from the dropdown list. (Optional)

Financial and Graduation

2020 BPPE Annual Report - Program - Financial Data and Graduation Rates

Display Instructions for #8 - #18 (Toggle)

Not Checked

8. Number of Degrees, Diplomas or Certificates Awarded *

If none, indicate "0".

1

9. Total Charges for this Program *

\$70,950.00

10. The percentage of enrolled students in the reporting year receiving federal student loans to pay for this program *

61

11. The percentage of graduates in the reporting year who took out federal student loans to pay for this program *

58

12. Number of Students Who Began the Program *

If none, indicate "0".

10

13. Number of Students Available for Graduation *

If none, indicate "0".

10

14. Number of On-time Graduates *

If none, indicate "0".

1

15. Completion Rate

This is a calculated field based on #14 and #13.

10

16. 150% Graduates?

17. 150% Completion Rate

This is a calculated field based on #16 and #13.

0

18. Is the above data taken from the Integrated Postsecondary Education Data System (IPEDS) of the United States Department of Education? *

No

Placement Data

2020 BPPE Annual Report - Program - Placement Data

Display Instructions for #19 - #23 (Toggle)

Not Checked

19. Graduates Available for Employment *

If none, indicate "0".

1

20. Graduates Employed in the Field *

If none, indicate "0".

0

21. Placement Rate

This is a calculated field based on #17 and #18.

0

22. Graduates employed in the field...

22a. 20 to 29 hours per week *

If none, indicate "0".

0

22b. at least 30 hours per week *

If none, indicate "0".

0

23. Indicate the number of graduates employed...

23a. In a single position in the field of study *

If none, indicate "0".

0

23b. In concurrent aggregated positions in the field of study (2 or more positions at the same time) *

If none, indicate "0".

0

23c. Freelance/self-employed *

If none, indicate "0".

0

23d. By the institution or an employer owned by the institution, or an employer who shares ownership with the institution *

If none, indicate "0".

0

Allied Health

2020 BPPE Annual Report - Program - Allied Health Professionals

Display Instructions for #24-25 (Toggle)

Not Checked

24. Does this "Program" lead to a certificate or degree related to one or more of the following allied health professionals that requires clinical training? *

No

Exam Passage Rate

2020 BPPE Annual Report - Program - Exam Passage Rate

Display Instructions for #26 (Toggle)

Not Checked

26. Does this educational program lead to an occupation that requires State licensing? *

No

You have indicated "No" for question #22, please proceed to 'Salary Data'.

Salary Data

2020 BPPE Annual Report - Program - Salary Data

Display Instructions for #43-45 (Toggle)

Not Checked

43. Graduates Available for Employment

This field is auto-populated based on your entry in #17.

1

44. Graduates Employed in the Field

This field is auto-populated based on your entry in #18.

0

45. Graduates Employed in the Field Reported receiving the following Salary or Wage:

For graduates employed in the field, indicate their salaries/earnings below. **If there are none in any specific range, indicate "0."**

\$0 - \$5,000 *

0

\$10,001 - \$15,000 *

0

\$20,001 - \$25,000 *

0

\$30,001 - \$35,000 *

0

\$40,001 - \$45,000 *

0

\$50,001 - \$55,000 *

0

\$60,001 - \$65,000 *

0

\$70,001 - \$75,000 *

0

\$5,001 - \$10,000 *

0

\$15,001 - \$20,000 *

0

\$25,001 - \$30,000 *

0

\$35,001 - \$40,000 *

0

\$45,001 - \$50,000 *

0

\$55,001 - \$60,000 *

0

\$65,001 - \$70,000 *

0

\$75,001 - \$80,000 *

0

\$80,001 - \$85,000 *

0

\$90,001 - \$95,000 *

0

Over \$100,000 *

0

\$85,001 - \$90,000 *

0

\$95,001 - \$100,000 *

0

Institution Information



**Bureau for Private
Postsecondary Education**
Department of Consumer Affairs

2020 Annual Report Program Data Workflow

(Printer Friendly Annual Report Instructions Document)

2020 BPPE Annual Report - Program - Institution Data

Complete one Program Data Workflow for EACH educational program offered (advertised) by the institution in the reporting year. If an institution offers the same program at the main location and a branch location, combine the data together and submit one Program Data Workflow for the program being reported.

1. Report Year *

2020

2. Institution Code *

Enter valid Institution Code (main location). Only entry of valid Institution Code will auto-populate the read-only Institution Name field in question #3.

57064558

3. Institution Name (auto-populated) *

If a valid Institution Code is entered in question #2, the Institution Name will auto-populate. If incorrect Institution Code is entered, you must clear out the Code field in question #2, then enter the correct Institution Code to re-fill the Institution Name with the correct Institution Name.

University of Arizona Global Campus

Program Name

2020 BPPE Annual Report - Program - Program Name

Display Instructions for #4 - #7 (Toggle)

Not Checked

4. Name of Program *

Human Services Leadership

5. Program Level? Indicate the academic level of the program you are entering, (e.g., Doctorate, Masters, Bachelor, Associate, Diploma/Certificate, Other). If you indicate 'Other', please enter the Program Level in #5a. *

Bachelor

6. Select the Classification of Instructional Programs (CIP) Code that applies to this educational program. Select from the dropdown list the code that most accurately corresponds to the educational program. (Optional)

7. Select all Standard Occupational Classification (SOC) Codes that apply to this program. Select all applicable codes from the dropdown list. (Optional)

Financial and Graduation

2020 BPPE Annual Report - Program - Financial Data and Graduation Rates

Display Instructions for #8 - #18 (Toggle)

Not Checked

8. Number of Degrees, Diplomas or
Certificates Awarded *

If none, indicate "0".

1

9. Total Charges for this Program *

\$70,950.00

10. The percentage of enrolled
students in the reporting year
receiving federal student loans to
pay for this program *

56

11. The percentage of graduates in
the reporting year who took out
federal student loans to pay for this
program *

100

12. Number of Students Who Began the Program *

If none, indicate "0".

0

13. Number of Students Available for Graduation *

If none, indicate "0".

0

14. Number of On-time Graduates *

If none, indicate "0".

0

15. Completion Rate

This is a calculated field based on #14 and #13.

16. 150% Graduates?

17. 150% Completion Rate

This is a calculated field based on #16 and #13.

18. Is the above data taken from the Integrated Postsecondary Education Data System (IPEDS) of the United States Department of Education? *

No

Placement Data

2020 BPPE Annual Report - Program - Placement Data

Display Instructions for #19 - #23 (Toggle)

Not Checked

19. Graduates Available for Employment *

If none, indicate "0".

1

20. Graduates Employed in the Field *

If none, indicate "0".

1

21. Placement Rate

This is a calculated field based on #17 and #18.

100

22. Graduates employed in the field...

22a. 20 to 29 hours per week *

If none, indicate "0".

0

22b. at least 30 hours per week *

If none, indicate "0".

1

23. Indicate the number of graduates employed...

23a. In a single position in the field of study *

If none, indicate "0".

1

23b. In concurrent aggregated positions in the field of study (2 or more positions at the same time) *

If none, indicate "0".

0

23c. Freelance/self-employed *

If none, indicate "0".

0

23d. By the institution or an employer owned by the institution, or an employer who shares ownership with the institution *

If none, indicate "0".

0

Allied Health

2020 BPPE Annual Report - Program - Allied Health Professionals

Display Instructions for #24-25 (Toggle)

Not Checked

24. Does this "Program" lead to a certificate or degree related to one or more of the following allied health professionals that requires clinical training? *

No

Exam Passage Rate

2020 BPPE Annual Report - Program - Exam Passage Rate

Display Instructions for #26 (Toggle)

Not Checked

26. Does this educational program lead to an occupation that requires State licensing? *

No

You have indicated "No" for question #22, please proceed to 'Salary Data'.

Salary Data

2020 BPPE Annual Report - Program - Salary Data

Display Instructions for #43-45 (Toggle)
Not Checked

43. Graduates Available for Employment
This field is auto-populated based on your entry in #17.

1

44. Graduates Employed in the Field
This field is auto-populated based on your entry in #18.

1

45. Graduates Employed in the Field Reported receiving the following Salary or Wage:

For graduates employed in the field, indicate their salaries/earnings below. **If there are none in any specific range, indicate "0."**

\$0 - \$5,000 *	\$5,001 - \$10,000 *
0	0
\$10,001 - \$15,000 *	\$15,001 - \$20,000 *
0	0
\$20,001 - \$25,000 *	\$25,001 - \$30,000 *
0	0
\$30,001 - \$35,000 *	\$35,001 - \$40,000 *
0	0
\$40,001 - \$45,000 *	\$45,001 - \$50,000 *
0	1
\$50,001 - \$55,000 *	\$55,001 - \$60,000 *
0	0
\$60,001 - \$65,000 *	\$65,001 - \$70,000 *
0	0
\$70,001 - \$75,000 *	\$75,001 - \$80,000 *
0	0

\$80,001 - \$85,000 *

0

\$90,001 - \$95,000 *

0

Over \$100,000 *

0

\$85,001 - \$90,000 *

0

\$95,001 - \$100,000 *

0

Institution Information



**Bureau for Private
Postsecondary Education**
Department of Consumer Affairs

2020 Annual Report Program Data Workflow

(Printer Friendly Annual Report Instructions Document)

2020 BPPE Annual Report - Program - Institution Data

Complete one Program Data Workflow for EACH educational program offered (advertised) by the institution in the reporting year. If an institution offers the same program at the main location and a branch location, combine the data together and submit one Program Data Workflow for the program being reported.

1. Report Year *

2020

2. Institution Code *

Enter valid Institution Code (main location). Only entry of valid Institution Code will auto-populate the read-only Institution Name field in question #3.

57064558

3. Institution Name (auto-populated) *

If a valid Institution Code is entered in question #2, the Institution Name will auto-populate. If incorrect Institution Code is entered, you must clear out the Code field in question #2, then enter the correct Institution Code to re-fill the Institution Name with the correct Institution Name.

University of Arizona Global Campus

Program Name

2020 BPPE Annual Report - Program - Program Name

Display Instructions for #4 - #7 (Toggle)
Not Checked

4. Name of Program *

Information Technology

5. Program Level? Indicate the academic level of the program you are entering, (e.g., Doctorate, Masters, Bachelor, Associate, Diploma/Certificate, Other). If you indicate 'Other', please enter the Program Level in #5a. *

Bachelor

6. Select the Classification of Instructional Programs (CIP) Code that applies to this educational program. Select from the dropdown list the code that most accurately corresponds to the educational program. (Optional)

7. Select all Standard Occupational Classification (SOC) Codes that apply to this program. Select all applicable codes from the dropdown list. (Optional)

Financial and Graduation

2020 BPPE Annual Report - Program - Financial Data and Graduation Rates

Display Instructions for #8 - #18 (Toggle)
Not Checked

8. Number of Degrees, Diplomas or
Certificates Awarded *
If none, indicate "0".

2

9. Total Charges for this Program *

\$70,950.00

10. The percentage of enrolled
students in the reporting year
receiving federal student loans to
pay for this program *

37

11. The percentage of graduates in
the reporting year who took out
federal student loans to pay for this
program *

29

12. Number of Students Who Began the Program *

If none, indicate "0".

2

13. Number of Students Available for Graduation *

If none, indicate "0".

2

14. Number of On-time Graduates *

If none, indicate "0".

0

15. Completion Rate

This is a calculated field based on #14 and #13.

0

16. 150% Graduates?

17. 150% Completion Rate

This is a calculated field based on #16 and #13.

0

18. Is the above data taken from the Integrated Postsecondary Education Data System (IPEDS) of the United States Department of Education? *

No

Placement Data

2020 BPPE Annual Report - Program - Placement Data

Display Instructions for #19 - #23 (Toggle)

Not Checked

19. Graduates Available for Employment *

If none, indicate "0".

2

20. Graduates Employed in the Field *

If none, indicate "0".

0

21. Placement Rate

This is a calculated field based on #17 and #18.

0

22. Graduates employed in the field...

22a. 20 to 29 hours per week *

If none, indicate "0".

0

22b. at least 30 hours per week *

If none, indicate "0".

0

23. Indicate the number of graduates employed...

23a. In a single position in the field of study *

If none, indicate "0".

0

23b. In concurrent aggregated positions in the field of study (2 or more positions at the same time) *

If none, indicate "0".

0

23c. Freelance/self-employed *

If none, indicate "0".

0

23d. By the institution or an employer owned by the institution, or an employer who shares ownership with the institution *

If none, indicate "0".

0

Allied Health

2020 BPPE Annual Report - Program - Allied Health Professionals

Display Instructions for #24-25 (Toggle)

Not Checked

24. Does this "Program" lead to a certificate or degree related to one or more of the following allied health professionals that requires clinical training? *

No

Exam Passage Rate

2020 BPPE Annual Report - Program - Exam Passage Rate

Display Instructions for #26 (Toggle)

Not Checked

26. Does this educational program lead to an occupation that requires State licensing? *

No

You have indicated "No" for question #22, please proceed to 'Salary Data'.

Salary Data

2020 BPPE Annual Report - Program - Salary Data

Display Instructions for #43-45 (Toggle)
Not Checked

43. Graduates Available for Employment
This field is auto-populated based on your entry in #17.
2

44. Graduates Employed in the Field
This field is auto-populated based on your entry in #18.
0

45. Graduates Employed in the Field Reported receiving the following Salary or Wage:

For graduates employed in the field, indicate their salaries/earnings below. **If there are none in any specific range, indicate "0."**

\$0 - \$5,000 *	\$5,001 - \$10,000 *
0	0
\$10,001 - \$15,000 *	\$15,001 - \$20,000 *
0	0
\$20,001 - \$25,000 *	\$25,001 - \$30,000 *
0	0
\$30,001 - \$35,000 *	\$35,001 - \$40,000 *
0	0
\$40,001 - \$45,000 *	\$45,001 - \$50,000 *
0	0
\$50,001 - \$55,000 *	\$55,001 - \$60,000 *
0	0
\$60,001 - \$65,000 *	\$65,001 - \$70,000 *
0	0
\$70,001 - \$75,000 *	\$75,001 - \$80,000 *
0	0

\$80,001 - \$85,000 *

0

\$90,001 - \$95,000 *

0

Over \$100,000 *

0

\$85,001 - \$90,000 *

0

\$95,001 - \$100,000 *

0

Institution Information



**Bureau for Private
Postsecondary Education**
Department of Consumer Affairs

2020 Annual Report Program Data Workflow

(Printer Friendly Annual Report Instructions Document)

2020 BPPE Annual Report - Program - Institution Data

Complete one Program Data Workflow for EACH educational program offered (advertised) by the institution in the reporting year. If an institution offers the same program at the main location and a branch location, combine the data together and submit one Program Data Workflow for the program being reported.

1. Report Year *

2020

2. Institution Code *

Enter valid Institution Code (main location). Only entry of valid Institution Code will auto-populate the read-only Institution Name field in question #3.

57064558

3. Institution Name (auto-populated) *

If a valid Institution Code is entered in question #2, the Institution Name will auto-populate. If incorrect Institution Code is entered, you must clear out the Code field in question #2, then enter the correct Institution Code to re-fill the Institution Name with the correct Institution Name.

University of Arizona Global Campus

Program Name

2020 BPPE Annual Report - Program - Program Name

Display Instructions for #4 - #7 (Toggle)
Not Checked

4. Name of Program *

Nursing

5. Program Level? Indicate the academic level of the program you are entering, (e.g., Doctorate, Masters, Bachelor, Associate, Diploma/Certificate, Other). If you indicate 'Other', please enter the Program Level in #5a. *

Bachelor

6. Select the Classification of Instructional Programs (CIP) Code that applies to this educational program. Select from the dropdown list the code that most accurately corresponds to the educational program. (Optional)

7. Select all Standard Occupational Classification (SOC) Codes that apply to this program. Select all applicable codes from the dropdown list. (Optional)

Financial and Graduation

2020 BPPE Annual Report - Program - Financial Data and Graduation Rates

Display Instructions for #8 - #18 (Toggle)
Not Checked

8. Number of Degrees, Diplomas or Certificates Awarded *

If none, indicate "0".

1

9. Total Charges for this Program *

\$70,950.00

10. The percentage of enrolled students in the reporting year receiving federal student loans to pay for this program *

10

11. The percentage of graduates in the reporting year who took out federal student loans to pay for this program *

40

12. Number of Students Who Began the Program *

If none, indicate "0".

0

13. Number of Students Available for Graduation *

If none, indicate "0".

0

14. Number of On-time Graduates *

If none, indicate "0".

0

15. Completion Rate

This is a calculated field based on #14 and #13.

16. 150% Graduates?

17. 150% Completion Rate

This is a calculated field based on #16 and #13.

18. Is the above data taken from the Integrated Postsecondary Education Data System (IPEDS) of the United States Department of Education? *

No

Placement Data

2020 BPPE Annual Report - Program - Placement Data

Display Instructions for #19 - #23 (Toggle)

Not Checked

19. Graduates Available for Employment *

If none, indicate "0".

1

20. Graduates Employed in the Field *

If none, indicate "0".

0

21. Placement Rate

This is a calculated field based on #17 and #18.

0

22. Graduates employed in the field...

22a. 20 to 29 hours per week *

If none, indicate "0".

0

22b. at least 30 hours per week *

If none, indicate "0".

0

23. Indicate the number of graduates employed...

23a. In a single position in the field of study *

If none, indicate "0".

0

23b. In concurrent aggregated positions in the field of study (2 or more positions at the same time) *

If none, indicate "0".

0

23c. Freelance/self-employed *

If none, indicate "0".

0

23d. By the institution or an employer owned by the institution, or an employer who shares ownership with the institution *

If none, indicate "0".

0

Allied Health

2020 BPPE Annual Report - Program - Allied Health Professionals

Display Instructions for #24-25 (Toggle)

Not Checked

24. Does this "Program" lead to a certificate or degree related to one or more of the following allied health professionals that requires clinical training? *

No

Exam Passage Rate

2020 BPPE Annual Report - Program - Exam Passage Rate

Display Instructions for #26 (Toggle)

Not Checked

26. Does this educational program lead to an occupation that requires State licensing? *

No**You have indicated "No" for question #22, please proceed to 'Salary Data'.**

Salary Data

2020 BPPE Annual Report - Program - Salary Data

Display Instructions for #43-45 (Toggle)

Not Checked**43. Graduates Available for Employment**

This field is auto-populated based on your entry in #17.

1**44. Graduates Employed in the Field**

This field is auto-populated based on your entry in #18.

0**45. Graduates Employed in the Field Reported receiving the following Salary or Wage:****For graduates employed in the field, indicate their salaries/earnings below. If there are none in any specific range, indicate "0."**

\$0 - \$5,000 *	\$5,001 - \$10,000 *
0	0
\$10,001 - \$15,000 *	\$15,001 - \$20,000 *
0	0
\$20,001 - \$25,000 *	\$25,001 - \$30,000 *
0	0
\$30,001 - \$35,000 *	\$35,001 - \$40,000 *
0	0
\$40,001 - \$45,000 *	\$45,001 - \$50,000 *
0	0
\$50,001 - \$55,000 *	\$55,001 - \$60,000 *
0	0
\$60,001 - \$65,000 *	\$65,001 - \$70,000 *
0	0
\$70,001 - \$75,000 *	\$75,001 - \$80,000 *
0	0

\$80,001 - \$85,000 *

0

\$90,001 - \$95,000 *

0

Over \$100,000 *

0

\$85,001 - \$90,000 *

0

\$95,001 - \$100,000 *

0

Institution Information



**Bureau for Private
Postsecondary Education**
Department of Consumer Affairs

2020 Annual Report Program Data Workflow

(Printer Friendly Annual Report Instructions Document)

2020 BPPE Annual Report - Program - Institution Data

Complete one Program Data Workflow for EACH educational program offered (advertised) by the institution in the reporting year. If an institution offers the same program at the main location and a branch location, combine the data together and submit one Program Data Workflow for the program being reported.

1. Report Year *

2020

2. Institution Code *

Enter valid Institution Code (main location). Only entry of valid Institution Code will auto-populate the read-only Institution Name field in question #3.

57064558

3. Institution Name (auto-populated) *

If a valid Institution Code is entered in question #2, the Institution Name will auto-populate. If incorrect Institution Code is entered, you must clear out the Code field in question #2, then enter the correct Institution Code to re-fill the Institution Name with the correct Institution Name.

University of Arizona Global Campus

Program Name

2020 BPPE Annual Report - Program - Program Name

Display Instructions for #4 - #7 (Toggle)
Not Checked

4. Name of Program *

Web and Mobile App Technology

5. Program Level? Indicate the academic level of the program you are entering, (e.g., Doctorate, Masters, Bachelor, Associate, Diploma/Certificate, Other). If you indicate 'Other', please enter the Program Level in #5a. *

Bachelor

6. Select the Classification of Instructional Programs (CIP) Code that applies to this educational program. Select from the dropdown list the code that most accurately corresponds to the educational program. (Optional)

7. Select all Standard Occupational Classification (SOC) Codes that apply to this program. Select all applicable codes from the dropdown list. (Optional)

Financial and Graduation

2020 BPPE Annual Report - Program - Financial Data and Graduation Rates

Display Instructions for #8 - #18 (Toggle)
Not Checked

8. Number of Degrees, Diplomas or
Certificates Awarded *
If none, indicate "0".

0

9. Total Charges for this Program *
\$70,950.00

10. The percentage of enrolled
students in the reporting year
receiving federal student loans to
pay for this program *

31

11. The percentage of graduates in
the reporting year who took out
federal student loans to pay for this
program *

0

12. Number of Students Who Began the Program *

If none, indicate "0".

0

13. Number of Students Available for Graduation *

If none, indicate "0".

0

14. Number of On-time Graduates *

If none, indicate "0".

0

15. Completion Rate

This is a calculated field based on #14 and #13.

16. 150% Graduates?

17. 150% Completion Rate

This is a calculated field based on #16 and #13.

18. Is the above data taken from the Integrated Postsecondary Education Data System (IPEDS) of the United States Department of Education? *

No

Placement Data

2020 BPPE Annual Report - Program - Placement Data

Display Instructions for #19 - #23 (Toggle)

Not Checked

19. Graduates Available for Employment *

If none, indicate "0".

0

20. Graduates Employed in the Field *

If none, indicate "0".

0

21. Placement Rate

This is a calculated field based on #17 and #18.

22. Graduates employed in the field...

22a. 20 to 29 hours per week *

If none, indicate "0".

0

22b. at least 30 hours per week *

If none, indicate "0".

0

23. Indicate the number of graduates employed...

23a. In a single position in the field of study *

If none, indicate "0".

0

23b. In concurrent aggregated positions in the field of study (2 or more positions at the same time) *

If none, indicate "0".

0

23c. Freelance/self-employed *

If none, indicate "0".

0

23d. By the institution or an employer owned by the institution, or an employer who shares ownership with the institution *

If none, indicate "0".

0

Allied Health

2020 BPPE Annual Report - Program - Allied Health Professionals

Display Instructions for #24-25 (Toggle)

Not Checked

24. Does this "Program" lead to a certificate or degree related to one or more of the following allied health professionals that requires clinical training? *

No

Exam Passage Rate

2020 BPPE Annual Report - Program - Exam Passage Rate

Display Instructions for #26 (Toggle)

Not Checked

26. Does this educational program lead to an occupation that requires State licensing? *

No

You have indicated "No" for question #22, please proceed to 'Salary Data'.

Salary Data

2020 BPPE Annual Report - Program - Salary Data

Display Instructions for #43-45 (Toggle)

Not Checked

43. Graduates Available for Employment

This field is auto-populated based on your entry in #17.

0

44. Graduates Employed in the Field

This field is auto-populated based on your entry in #18.

0

45. Graduates Employed in the Field Reported receiving the following Salary or Wage:

For graduates employed in the field, indicate their salaries/earnings below. **If there are none in any specific range, indicate "0."**

\$0 - \$5,000 *

0

\$10,001 - \$15,000 *

0

\$20,001 - \$25,000 *

0

\$30,001 - \$35,000 *

0

\$40,001 - \$45,000 *

0

\$50,001 - \$55,000 *

0

\$60,001 - \$65,000 *

0

\$70,001 - \$75,000 *

0

\$5,001 - \$10,000 *

0

\$15,001 - \$20,000 *

0

\$25,001 - \$30,000 *

0

\$35,001 - \$40,000 *

0

\$45,001 - \$50,000 *

0

\$55,001 - \$60,000 *

0

\$65,001 - \$70,000 *

0

\$75,001 - \$80,000 *

0

\$80,001 - \$85,000 *

0

\$90,001 - \$95,000 *

0

Over \$100,000 *

0

\$85,001 - \$90,000 *

0

\$95,001 - \$100,000 *

0

Institution Information



**Bureau for Private
Postsecondary Education**
Department of Consumer Affairs

2020 Annual Report Program Data Workflow

(Printer Friendly Annual Report Instructions Document)

2020 BPPE Annual Report - Program - Institution Data

Complete one Program Data Workflow for EACH educational program offered (advertised) by the institution in the reporting year. If an institution offers the same program at the main location and a branch location, combine the data together and submit one Program Data Workflow for the program being reported.

1. Report Year *

2020

2. Institution Code *

Enter valid Institution Code (main location). Only entry of valid Institution Code will auto-populate the read-only Institution Name field in question #3.

57064558

3. Institution Name (auto-populated) *

If a valid Institution Code is entered in question #2, the Institution Name will auto-populate. If incorrect Institution Code is entered, you must clear out the Code field in question #2, then enter the correct Institution Code to re-fill the Institution Name with the correct Institution Name.

University of Arizona Global Campus

Program Name

2020 BPPE Annual Report - Program - Program Name

Display Instructions for #4 - #7 (Toggle)
Not Checked

4. Name of Program *

Curriculum and Instruction

5. Program Level? Indicate the academic level of the program you are entering, (e.g., Doctorate, Masters, Bachelor, Associate, Diploma/Certificate, Other). If you indicate 'Other', please enter the Program Level in #5a. *

Master

6. Select the Classification of Instructional Programs (CIP) Code that applies to this educational program. Select from the dropdown list the code that most accurately corresponds to the educational program. (Optional)

7. Select all Standard Occupational Classification (SOC) Codes that apply to this program. Select all applicable codes from the dropdown list. (Optional)

Financial and Graduation

2020 BPPE Annual Report - Program - Financial Data and Graduation Rates

Display Instructions for #8 - #18 (Toggle)
Not Checked

8. Number of Degrees, Diplomas or
Certificates Awarded *
If none, indicate "0".

2

9. Total Charges for this Program *

\$23,100.00

10. The percentage of enrolled
students in the reporting year
receiving federal student loans to
pay for this program *

68

11. The percentage of graduates in
the reporting year who took out
federal student loans to pay for this
program *

70

12. Number of Students Who Began the Program *

If none, indicate "0".

0

13. Number of Students Available for Graduation *

If none, indicate "0".

0

14. Number of On-time Graduates *

If none, indicate "0".

0

15. Completion Rate

This is a calculated field based on #14 and #13.

17. 150% Completion Rate

This is a calculated field based on #16 and #13.

16. 150% Graduates?

0

18. Is the above data taken from the Integrated Postsecondary Education Data System (IPEDS) of the United States Department of Education? *

No

Placement Data

2020 BPPE Annual Report - Program - Placement Data

Display Instructions for #19 - #23 (Toggle)

Not Checked

19. Graduates Available for Employment *

If none, indicate "0".

2

20. Graduates Employed in the Field *

If none, indicate "0".

1

21. Placement Rate

This is a calculated field based on #17 and #18.

50

22. Graduates employed in the field...

22a. 20 to 29 hours per week *

If none, indicate "0".

0

22b. at least 30 hours per week *

If none, indicate "0".

1

23. Indicate the number of graduates employed...

23a. In a single position in the field of study *

If none, indicate "0".

1

23b. In concurrent aggregated positions in the field of study (2 or more positions at the same time) *

If none, indicate "0".

0

23c. Freelance/self-employed *

If none, indicate "0".

0

23d. By the institution or an employer owned by the institution, or an employer who shares ownership with the institution *

If none, indicate "0".

0

Allied Health

2020 BPPE Annual Report - Program - Allied Health Professionals

Display Instructions for #24-25 (Toggle)

Not Checked

24. Does this "Program" lead to a certificate or degree related to one or more of the following allied health professionals that requires clinical training? *

No

Exam Passage Rate

2020 BPPE Annual Report - Program - Exam Passage Rate

Display Instructions for #26 (Toggle)

Not Checked

26. Does this educational program lead to an occupation that requires State licensing? *

No**You have indicated "No" for question #22, please proceed to 'Salary Data'.**

Salary Data

2020 BPPE Annual Report - Program - Salary Data

Display Instructions for #43-45 (Toggle)

Not Checked**43. Graduates Available for Employment**

This field is auto-populated based on your entry in #17.

2**44. Graduates Employed in the Field**

This field is auto-populated based on your entry in #18.

1**45. Graduates Employed in the Field Reported receiving the following Salary or Wage:****For graduates employed in the field, indicate their salaries/earnings below. If there are none in any specific range, indicate "0."**

\$0 - \$5,000 *	\$5,001 - \$10,000 *
0	0
\$10,001 - \$15,000 *	\$15,001 - \$20,000 *
0	0
\$20,001 - \$25,000 *	\$25,001 - \$30,000 *
0	1
\$30,001 - \$35,000 *	\$35,001 - \$40,000 *
0	0
\$40,001 - \$45,000 *	\$45,001 - \$50,000 *
0	0
\$50,001 - \$55,000 *	\$55,001 - \$60,000 *
0	0
\$60,001 - \$65,000 *	\$65,001 - \$70,000 *
0	0
\$70,001 - \$75,000 *	\$75,001 - \$80,000 *
0	0

\$80,001 - \$85,000 *

0

\$90,001 - \$95,000 *

0

Over \$100,000 *

0

\$85,001 - \$90,000 *

0

\$95,001 - \$100,000 *

0

Institution Information



**Bureau for Private
Postsecondary Education**
Department of Consumer Affairs

2020 Annual Report Program Data Workflow

(Printer Friendly Annual Report Instructions Document)

2020 BPPE Annual Report - Program - Institution Data

Complete one Program Data Workflow for EACH educational program offered (advertised) by the institution in the reporting year. If an institution offers the same program at the main location and a branch location, combine the data together and submit one Program Data Workflow for the program being reported.

1. Report Year *

2020

2. Institution Code *

Enter valid Institution Code (main location). Only entry of valid Institution Code will auto-populate the read-only Institution Name field in question #3.

57064558

3. Institution Name (auto-populated) *

If a valid Institution Code is entered in question #2, the Institution Name will auto-populate. If incorrect Institution Code is entered, you must clear out the Code field in question #2, then enter the correct Institution Code to re-fill the Institution Name with the correct Institution Name.

University of Arizona Global Campus

Program Name

2020 BPPE Annual Report - Program - Program Name

Display Instructions for #4 - #7 (Toggle)
Not Checked

4. Name of Program *

Early Childhood Education Leadership

5. Program Level? Indicate the academic level of the program you are entering, (e.g., Doctorate, Masters, Bachelor, Associate, Diploma/Certificate, Other). If you indicate 'Other', please enter the Program Level in #5a. *

Master

6. Select the Classification of Instructional Programs (CIP) Code that applies to this educational program. Select from the dropdown list the code that most accurately corresponds to the educational program. (Optional)

7. Select all Standard Occupational Classification (SOC) Codes that apply to this program. Select all applicable codes from the dropdown list. (Optional)

Financial and Graduation

2020 BPPE Annual Report - Program - Financial Data and Graduation Rates

Display Instructions for #8 - #18 (Toggle)
Not Checked

8. Number of Degrees, Diplomas or
Certificates Awarded *
If none, indicate "0".

18

9. Total Charges for this Program *

\$23,100.00

10. The percentage of enrolled
students in the reporting year
receiving federal student loans to
pay for this program *

79

11. The percentage of graduates in
the reporting year who took out
federal student loans to pay for this
program *

76

12. Number of Students Who Began the Program *

If none, indicate "0".

24

13. Number of Students Available for Graduation *

If none, indicate "0".

24

14. Number of On-time Graduates *

If none, indicate "0".

11

15. Completion Rate

This is a calculated field based on #14 and #13.

45.83333

16. 150% Graduates?

18

17. 150% Completion Rate

This is a calculated field based on #16 and #13.

75

18. Is the above data taken from the Integrated Postsecondary Education Data System (IPEDS) of the United States Department of Education? *

No

Placement Data

2020 BPPE Annual Report - Program - Placement Data

Display Instructions for #19 - #23 (Toggle)

Not Checked

19. Graduates Available for Employment *

If none, indicate "0".

18

20. Graduates Employed in the Field *

If none, indicate "0".

9

21. Placement Rate

This is a calculated field based on #17 and #18.

50

22. Graduates employed in the field...

22a. 20 to 29 hours per week *

If none, indicate "0".

0

22b. at least 30 hours per week *

If none, indicate "0".

9

23. Indicate the number of graduates employed...

23a. In a single position in the field of study *

If none, indicate "0".

9

23b. In concurrent aggregated positions in the field of study (2 or more positions at the same time) *

If none, indicate "0".

0

23c. Freelance/self-employed *

If none, indicate "0".

0

23d. By the institution or an employer owned by the institution, or an employer who shares ownership with the institution *

If none, indicate "0".

0

Allied Health

2020 BPPE Annual Report - Program - Allied Health Professionals

Display Instructions for #24-25 (Toggle)

Not Checked

24. Does this "Program" lead to a certificate or degree related to one or more of the following allied health professionals that requires clinical training? *

No

Exam Passage Rate

2020 BPPE Annual Report - Program - Exam Passage Rate

Display Instructions for #26 (Toggle)

Not Checked

26. Does this educational program lead to an occupation that requires State licensing? *

No**You have indicated "No" for question #22, please proceed to 'Salary Data'.**

Salary Data

2020 BPPE Annual Report - Program - Salary Data

Display Instructions for #43-45 (Toggle)

Not Checked**43. Graduates Available for Employment**

This field is auto-populated based on your entry in #17.

18**44. Graduates Employed in the Field**

This field is auto-populated based on your entry in #18.

9**45. Graduates Employed in the Field Reported receiving the following Salary or Wage:****For graduates employed in the field, indicate their salaries/earnings below. If there are none in any specific range, indicate "0."**

\$0 - \$5,000 *	\$5,001 - \$10,000 *
0	0
\$10,001 - \$15,000 *	\$15,001 - \$20,000 *
0	0
\$20,001 - \$25,000 *	\$25,001 - \$30,000 *
1	1
\$30,001 - \$35,000 *	\$35,001 - \$40,000 *
0	1
\$40,001 - \$45,000 *	\$45,001 - \$50,000 *
0	2
\$50,001 - \$55,000 *	\$55,001 - \$60,000 *
1	0
\$60,001 - \$65,000 *	\$65,001 - \$70,000 *
0	0
\$70,001 - \$75,000 *	\$75,001 - \$80,000 *
0	0

\$80,001 - \$85,000 *

0

\$90,001 - \$95,000 *

0

Over \$100,000 *

1

\$85,001 - \$90,000 *

0

\$95,001 - \$100,000 *

0



Institution Information



**Bureau for Private
Postsecondary Education**
Department of Consumer Affairs

2020 Annual Report Program Data Workflow

(Printer Friendly Annual Report Instructions Document)

2020 BPPE Annual Report - Program - Institution Data

Complete one Program Data Workflow for EACH educational program offered (advertised) by the institution in the reporting year. If an institution offers the same program at the main location and a branch location, combine the data together and submit one Program Data Workflow for the program being reported.

1. Report Year *

2020

2. Institution Code *

Enter valid Institution Code (main location). Only entry of valid Institution Code will auto-populate the read-only Institution Name field in question #3.

57064558

3. Institution Name (auto-populated) *

If a valid Institution Code is entered in question #2, the Institution Name will auto-populate. If incorrect Institution Code is entered, you must clear out the Code field in question #2, then enter the correct Institution Code to re-fill the Institution Name with the correct Institution Name.

University of Arizona Global Campus

Program Name

2020 BPPE Annual Report - Program - Program Name

Display Instructions for #4 - #7 (Toggle)
Not Checked

4. Name of Program *

Education

5. Program Level? Indicate the academic level of the program you are entering, (e.g., Doctorate, Masters, Bachelor, Associate, Diploma/Certificate, Other). If you indicate 'Other', please enter the Program Level in #5a. *

Master

6. Select the Classification of Instructional Programs (CIP) Code that applies to this educational program. Select from the dropdown list the code that most accurately corresponds to the educational program. (Optional)

7. Select all Standard Occupational Classification (SOC) Codes that apply to this program. Select all applicable codes from the dropdown list. (Optional)

Financial and Graduation

2020 BPPE Annual Report - Program - Financial Data and Graduation Rates

Display Instructions for #8 - #18 (Toggle)
Not Checked

8. Number of Degrees, Diplomas or Certificates Awarded *

If none, indicate "0".

18

9. Total Charges for this Program *

\$27,690.00

10. The percentage of enrolled students in the reporting year receiving federal student loans to pay for this program *

70

11. The percentage of graduates in the reporting year who took out federal student loans to pay for this program *

53

12. Number of Students Who Began the Program *

If none, indicate "0".

24

13. Number of Students Available for Graduation *

If none, indicate "0".

24

14. Number of On-time Graduates *

If none, indicate "0".

4

15. Completion Rate

This is a calculated field based on #14 and #13.

16.66667

16. 150% Graduates?

15

17. 150% Completion Rate

This is a calculated field based on #16 and #13.

62.5

18. Is the above data taken from the Integrated Postsecondary Education Data System (IPEDS) of the United States Department of Education? *

No

Placement Data

2020 BPPE Annual Report - Program - Placement Data

Display Instructions for #19 - #23 (Toggle)

Not Checked

19. Graduates Available for Employment *

If none, indicate "0".

17

20. Graduates Employed in the Field *

If none, indicate "0".

6

21. Placement Rate

This is a calculated field based on #17 and #18.

35.29412

22. Graduates employed in the field...

22a. 20 to 29 hours per week *

If none, indicate "0".

0

22b. at least 30 hours per week *

If none, indicate "0".

6

23. Indicate the number of graduates employed...

23a. In a single position in the field of study *

If none, indicate "0".

6

23b. In concurrent aggregated positions in the field of study (2 or more positions at the same time) *

If none, indicate "0".

0

23c. Freelance/self-employed *

If none, indicate "0".

0

23d. By the institution or an employer owned by the institution, or an employer who shares ownership with the institution *

If none, indicate "0".

0

Allied Health

2020 BPPE Annual Report - Program - Allied Health Professionals

Display Instructions for #24-25 (Toggle)

Not Checked

24. Does this "Program" lead to a certificate or degree related to one or more of the following allied health professionals that requires clinical training? *

No

Exam Passage Rate

2020 BPPE Annual Report - Program - Exam Passage Rate

Display Instructions for #26 (Toggle)

Not Checked

26. Does this educational program lead to an occupation that requires State licensing? *

No**You have indicated "No" for question #22, please proceed to 'Salary Data'.**

Salary Data

2020 BPPE Annual Report - Program - Salary Data

Display Instructions for #43-45 (Toggle)

Not Checked**43. Graduates Available for Employment**

This field is auto-populated based on your entry in #17.

17**44. Graduates Employed in the Field**

This field is auto-populated based on your entry in #18.

6**45. Graduates Employed in the Field Reported receiving the following Salary or Wage:****For graduates employed in the field, indicate their salaries/earnings below. If there are none in any specific range, indicate "0."**

\$0 - \$5,000 *	\$5,001 - \$10,000 *
0	0
\$10,001 - \$15,000 *	\$15,001 - \$20,000 *
0	0
\$20,001 - \$25,000 *	\$25,001 - \$30,000 *
0	0
\$30,001 - \$35,000 *	\$35,001 - \$40,000 *
1	1
\$40,001 - \$45,000 *	\$45,001 - \$50,000 *
2	1
\$50,001 - \$55,000 *	\$55,001 - \$60,000 *
0	0
\$60,001 - \$65,000 *	\$65,001 - \$70,000 *
0	0
\$70,001 - \$75,000 *	\$75,001 - \$80,000 *
0	0

\$80,001 - \$85,000 *

0

\$90,001 - \$95,000 *

0

Over \$100,000 *

0

\$85,001 - \$90,000 *

0

\$95,001 - \$100,000 *

0

Institution Information



**Bureau for Private
Postsecondary Education**
Department of Consumer Affairs

2020 Annual Report Program Data Workflow

(Printer Friendly Annual Report Instructions Document)

2020 BPPE Annual Report - Program - Institution Data

Complete one Program Data Workflow for EACH educational program offered (advertised) by the institution in the reporting year. If an institution offers the same program at the main location and a branch location, combine the data together and submit one Program Data Workflow for the program being reported.

1. Report Year *

2020

2. Institution Code *

Enter valid Institution Code (main location). Only entry of valid Institution Code will auto-populate the read-only Institution Name field in question #3.

57064558

3. Institution Name (auto-populated) *

If a valid Institution Code is entered in question #2, the Institution Name will auto-populate. If incorrect Institution Code is entered, you must clear out the Code field in question #2, then enter the correct Institution Code to re-fill the Institution Name with the correct Institution Name.

University of Arizona Global Campus

Program Name

2020 BPPE Annual Report - Program - Program Name

Display Instructions for #4 - #7 (Toggle)
Not Checked

4. Name of Program *

Health Care Administration

5. Program Level? Indicate the academic level of the program you are entering, (e.g., Doctorate, Masters, Bachelor, Associate, Diploma/Certificate, Other). If you indicate 'Other', please enter the Program Level in #5a. *

Master

6. Select the Classification of Instructional Programs (CIP) Code that applies to this educational program. Select from the dropdown list the code that most accurately corresponds to the educational program. (Optional)

7. Select all Standard Occupational Classification (SOC) Codes that apply to this program. Select all applicable codes from the dropdown list. (Optional)

Financial and Graduation

2020 BPPE Annual Report - Program - Financial Data and Graduation Rates

Display Instructions for #8 - #18 (Toggle)
Not Checked

8. Number of Degrees, Diplomas or
Certificates Awarded *
If none, indicate "0".

27

9. Total Charges for this Program *

\$30,390.00

10. The percentage of enrolled
students in the reporting year
receiving federal student loans to
pay for this program *

34

11. The percentage of graduates in
the reporting year who took out
federal student loans to pay for this
program *

34

12. Number of Students Who Began the Program *

If none, indicate "0".

33

13. Number of Students Available for Graduation *

If none, indicate "0".

33

14. Number of On-time Graduates *

If none, indicate "0".

19

15. Completion Rate

This is a calculated field based on #14 and #13.

57.57576

16. 150% Graduates?

22

17. 150% Completion Rate

This is a calculated field based on #16 and #13.

66.66667

18. Is the above data taken from the Integrated Postsecondary Education Data System (IPEDS) of the United States Department of Education? *

No

Placement Data

2020 BPPE Annual Report - Program - Placement Data

Display Instructions for #19 - #23 (Toggle)

Not Checked

19. Graduates Available for Employment *

If none, indicate "0".

26

20. Graduates Employed in the Field *

If none, indicate "0".

14

21. Placement Rate

This is a calculated field based on #17 and #18.

53.84615

22. Graduates employed in the field...

22a. 20 to 29 hours per week *

If none, indicate "0".

0

22b. at least 30 hours per week *

If none, indicate "0".

14

23. Indicate the number of graduates employed...

23a. In a single position in the field of study *
If none, indicate "0".

14

23b. In concurrent aggregated positions in the field of
study (2 or more positions at the same time) *
If none, indicate "0".

0

23c. Freelance/self-employed *
If none, indicate "0".

0

23d. By the institution or an employer owned by the
institution, or an employer who shares ownership with
the institution *
If none, indicate "0".

0

Allied Health

2020 BPPE Annual Report - Program - Allied Health Professionals

Display Instructions for #24-25 (Toggle)

Not Checked

24. Does this "Program" lead to a certificate or degree related to one or more of the
following allied health professionals that requires clinical training? *

No

Exam Passage Rate

2020 BPPE Annual Report - Program - Exam Passage Rate

Display Instructions for #26 (Toggle)

Not Checked

26. Does this educational program lead to an occupation that requires State
licensing? *

No

You have indicated "No" for question #22, please proceed to 'Salary Data'.

Salary Data

2020 BPPE Annual Report - Program - Salary Data

Display Instructions for #43-45 (Toggle)

Not Checked

43. Graduates Available for Employment

This field is auto-populated based on your entry in #17.

26

44. Graduates Employed in the Field

This field is auto-populated based on your entry in #18.

14

45. Graduates Employed in the Field Reported receiving the following Salary or Wage:

For graduates employed in the field, indicate their salaries/earnings below. **If there are none in any specific range, indicate "0."**

\$0 - \$5,000 *	\$5,001 - \$10,000 *
0	0
\$10,001 - \$15,000 *	\$15,001 - \$20,000 *
0	0
\$20,001 - \$25,000 *	\$25,001 - \$30,000 *
0	0
\$30,001 - \$35,000 *	\$35,001 - \$40,000 *
0	0
\$40,001 - \$45,000 *	\$45,001 - \$50,000 *
0	0
\$50,001 - \$55,000 *	\$55,001 - \$60,000 *
0	2
\$60,001 - \$65,000 *	\$65,001 - \$70,000 *
0	0
\$70,001 - \$75,000 *	\$75,001 - \$80,000 *
0	0

\$80,001 - \$85,000 *

0

\$90,001 - \$95,000 *

0

Over \$100,000 *

4

\$85,001 - \$90,000 *

1

\$95,001 - \$100,000 *

1

Institution Information



**Bureau for Private
Postsecondary Education**
Department of Consumer Affairs

2020 Annual Report Program Data Workflow

(Printer Friendly Annual Report Instructions Document)

2020 BPPE Annual Report - Program - Institution Data

Complete one Program Data Workflow for EACH educational program offered (advertised) by the institution in the reporting year. If an institution offers the same program at the main location and a branch location, combine the data together and submit one Program Data Workflow for the program being reported.

1. Report Year *

2020

2. Institution Code *

Enter valid Institution Code (main location). Only entry of valid Institution Code will auto-populate the read-only Institution Name field in question #3.

57064558

3. Institution Name (auto-populated) *

If a valid Institution Code is entered in question #2, the Institution Name will auto-populate. If incorrect Institution Code is entered, you must clear out the Code field in question #2, then enter the correct Institution Code to re-fill the Institution Name with the correct Institution Name.

University of Arizona Global Campus

Program Name

2020 BPPE Annual Report - Program - Program Name

Display Instructions for #4 - #7 (Toggle)
Not Checked

4. Name of Program *
Human Services

5. Program Level? Indicate the academic level of the program you are entering, (e.g., Doctorate, Masters, Bachelor, Associate, Diploma/Certificate, Other). If you indicate 'Other', please enter the Program Level in #5a. *
Master

6. Select the Classification of Instructional Programs (CIP) Code that applies to this educational program. Select from the dropdown list the code that most accurately corresponds to the educational program. (Optional)

7. Select all Standard Occupational Classification (SOC) Codes that apply to this program. Select all applicable codes from the dropdown list. (Optional)

Financial and Graduation

2020 BPPE Annual Report - Program - Financial Data and Graduation Rates

Display Instructions for #8 - #18 (Toggle)
Not Checked

8. Number of Degrees, Diplomas or Certificates Awarded *
If none, indicate "0".

6

9. Total Charges for this Program *
\$25,395.00

10. The percentage of enrolled students in the reporting year receiving federal student loans to pay for this program *
77

11. The percentage of graduates in the reporting year who took out federal student loans to pay for this program *
90

12. Number of Students Who Began the Program *

If none, indicate "0".

4

13. Number of Students Available for Graduation *

If none, indicate "0".

4

14. Number of On-time Graduates *

If none, indicate "0".

2

15. Completion Rate

This is a calculated field based on #14 and #13.

50

16. 150% Graduates?

2

17. 150% Completion Rate

This is a calculated field based on #16 and #13.

50

18. Is the above data taken from the Integrated Postsecondary Education Data System (IPEDS) of the United States Department of Education? *

No

Placement Data

2020 BPPE Annual Report - Program - Placement Data

Display Instructions for #19 - #23 (Toggle)

Not Checked

19. Graduates Available for Employment *

If none, indicate "0".

6

20. Graduates Employed in the Field *

If none, indicate "0".

4

21. Placement Rate

This is a calculated field based on #17 and #18.

66.66667

22. Graduates employed in the field...

22a. 20 to 29 hours per week *

If none, indicate "0".

0

22b. at least 30 hours per week *

If none, indicate "0".

4

23. Indicate the number of graduates employed...

23a. In a single position in the field of study *

If none, indicate "0".

4

23b. In concurrent aggregated positions in the field of study (2 or more positions at the same time) *

If none, indicate "0".

0

23c. Freelance/self-employed *

If none, indicate "0".

0

23d. By the institution or an employer owned by the institution, or an employer who shares ownership with the institution *

If none, indicate "0".

0

Allied Health

2020 BPPE Annual Report - Program - Allied Health Professionals

Display Instructions for #24-25 (Toggle)

Not Checked

24. Does this "Program" lead to a certificate or degree related to one or more of the following allied health professionals that requires clinical training? *

No

Exam Passage Rate

2020 BPPE Annual Report - Program - Exam Passage Rate

Display Instructions for #26 (Toggle)

Not Checked

26. Does this educational program lead to an occupation that requires State licensing? *

No

You have indicated "No" for question #22, please proceed to 'Salary Data'.

Salary Data

2020 BPPE Annual Report - Program - Salary Data

Display Instructions for #43-45 (Toggle)
Not Checked

43. Graduates Available for Employment
This field is auto-populated based on your entry in #17.
6

44. Graduates Employed in the Field
This field is auto-populated based on your entry in #18.
4

45. Graduates Employed in the Field Reported receiving the following Salary or Wage:

For graduates employed in the field, indicate their salaries/earnings below. **If there are none in any specific range, indicate "0."**

\$0 - \$5,000 *	\$5,001 - \$10,000 *
0	0
\$10,001 - \$15,000 *	\$15,001 - \$20,000 *
0	0
\$20,001 - \$25,000 *	\$25,001 - \$30,000 *
0	0
\$30,001 - \$35,000 *	\$35,001 - \$40,000 *
0	1
\$40,001 - \$45,000 *	\$45,001 - \$50,000 *
0	0
\$50,001 - \$55,000 *	\$55,001 - \$60,000 *
0	0
\$60,001 - \$65,000 *	\$65,001 - \$70,000 *
0	0
\$70,001 - \$75,000 *	\$75,001 - \$80,000 *
0	1

\$80,001 - \$85,000 *

0

\$90,001 - \$95,000 *

0

Over \$100,000 *

0

\$85,001 - \$90,000 *

0

\$95,001 - \$100,000 *

0

Institution Information



**Bureau for Private
Postsecondary Education**
Department of Consumer Affairs

2020 Annual Report Program Data Workflow

(Printer Friendly Annual Report Instructions Document)

2020 BPPE Annual Report - Program - Institution Data

Complete one Program Data Workflow for EACH educational program offered (advertised) by the institution in the reporting year. If an institution offers the same program at the main location and a branch location, combine the data together and submit one Program Data Workflow for the program being reported.

1. Report Year *

2020

2. Institution Code *

Enter valid Institution Code (main location). Only entry of valid Institution Code will auto-populate the read-only Institution Name field in question #3.

57064558

3. Institution Name (auto-populated) *

If a valid Institution Code is entered in question #2, the Institution Name will auto-populate. If incorrect Institution Code is entered, you must clear out the Code field in question #2, then enter the correct Institution Code to re-fill the Institution Name with the correct Institution Name.

University of Arizona Global Campus

Program Name

2020 BPPE Annual Report - Program - Program Name

Display Instructions for #4 - #7 (Toggle)
Not Checked

4. Name of Program *

Leadership

5. Program Level? Indicate the academic level of the program you are entering, (e.g., Doctorate, Masters, Bachelor, Associate, Diploma/Certificate, Other). If you indicate 'Other', please enter the Program Level in #5a. *

Master

6. Select the Classification of Instructional Programs (CIP) Code that applies to this educational program. Select from the dropdown list the code that most accurately corresponds to the educational program. (Optional)

7. Select all Standard Occupational Classification (SOC) Codes that apply to this program. Select all applicable codes from the dropdown list. (Optional)

Financial and Graduation

2020 BPPE Annual Report - Program - Financial Data and Graduation Rates

Display Instructions for #8 - #18 (Toggle)
Not Checked

8. Number of Degrees, Diplomas or
Certificates Awarded *
If none, indicate "0".

4

9. Total Charges for this Program *

\$25,395.00

10. The percentage of enrolled
students in the reporting year
receiving federal student loans to
pay for this program *

20

11. The percentage of graduates in
the reporting year who took out
federal student loans to pay for this
program *

29

12. Number of Students Who Began the Program *

If none, indicate "0".

0

13. Number of Students Available for Graduation *

If none, indicate "0".

0

14. Number of On-time Graduates *

If none, indicate "0".

0

15. Completion Rate

This is a calculated field based on #14 and #13.

17. 150% Completion Rate

This is a calculated field based on #16 and #13.

16. 150% Graduates?

0

18. Is the above data taken from the Integrated Postsecondary Education Data System (IPEDS) of the United States Department of Education? *

No

Placement Data

2020 BPPE Annual Report - Program - Placement Data

Display Instructions for #19 - #23 (Toggle)

Not Checked

19. Graduates Available for Employment *

If none, indicate "0".

4

20. Graduates Employed in the Field *

If none, indicate "0".

2

21. Placement Rate

This is a calculated field based on #17 and #18.

50

22. Graduates employed in the field...

22a. 20 to 29 hours per week *

If none, indicate "0".

0

22b. at least 30 hours per week *

If none, indicate "0".

2

23. Indicate the number of graduates employed...

23a. In a single position in the field of study *

If none, indicate "0".

2

23b. In concurrent aggregated positions in the field of study (2 or more positions at the same time) *

If none, indicate "0".

0

23c. Freelance/self-employed *

If none, indicate "0".

0

23d. By the institution or an employer owned by the institution, or an employer who shares ownership with the institution *

If none, indicate "0".

0

Allied Health

2020 BPPE Annual Report - Program - Allied Health Professionals

Display Instructions for #24-25 (Toggle)

Not Checked

24. Does this "Program" lead to a certificate or degree related to one or more of the following allied health professionals that requires clinical training? *

No

Exam Passage Rate

2020 BPPE Annual Report - Program - Exam Passage Rate

Display Instructions for #26 (Toggle)

Not Checked

26. Does this educational program lead to an occupation that requires State licensing? *

No

You have indicated "No" for question #22, please proceed to 'Salary Data'.

Salary Data

2020 BPPE Annual Report - Program - Salary Data

Display Instructions for #43-45 (Toggle)
Not Checked

43. Graduates Available for Employment
This field is auto-populated based on your entry in #17.
4

44. Graduates Employed in the Field
This field is auto-populated based on your entry in #18.
2

45. Graduates Employed in the Field Reported receiving the following Salary or Wage:

For graduates employed in the field, indicate their salaries/earnings below. **If there are none in any specific range, indicate "0."**

\$0 - \$5,000 *	\$5,001 - \$10,000 *
0	0
\$10,001 - \$15,000 *	\$15,001 - \$20,000 *
0	0
\$20,001 - \$25,000 *	\$25,001 - \$30,000 *
0	0
\$30,001 - \$35,000 *	\$35,001 - \$40,000 *
0	0
\$40,001 - \$45,000 *	\$45,001 - \$50,000 *
0	0
\$50,001 - \$55,000 *	\$55,001 - \$60,000 *
0	0
\$60,001 - \$65,000 *	\$65,001 - \$70,000 *
0	0
\$70,001 - \$75,000 *	\$75,001 - \$80,000 *
0	1

\$80,001 - \$85,000 *

0

\$90,001 - \$95,000 *

0

Over \$100,000 *

1

\$85,001 - \$90,000 *

0

\$95,001 - \$100,000 *

0

Institution Information



**Bureau for Private
Postsecondary Education**
Department of Consumer Affairs

2020 Annual Report Program Data Workflow

(Printer Friendly Annual Report Instructions Document)

2020 BPPE Annual Report - Program - Institution Data

Complete one Program Data Workflow for EACH educational program offered (advertised) by the institution in the reporting year. If an institution offers the same program at the main location and a branch location, combine the data together and submit one Program Data Workflow for the program being reported.

1. Report Year *

2020

2. Institution Code *

Enter valid Institution Code (main location). Only entry of valid Institution Code will auto-populate the read-only Institution Name field in question #3.

57064558

3. Institution Name (auto-populated) *

If a valid Institution Code is entered in question #2, the Institution Name will auto-populate. If incorrect Institution Code is entered, you must clear out the Code field in question #2, then enter the correct Institution Code to re-fill the Institution Name with the correct Institution Name.

University of Arizona Global Campus

Program Name

2020 BPPE Annual Report - Program - Program Name

Display Instructions for #4 - #7 (Toggle)
Not Checked

4. Name of Program *

Organizational Management

5. Program Level? Indicate the academic level of the program you are entering, (e.g., Doctorate, Masters, Bachelor, Associate, Diploma/Certificate, Other). If you indicate 'Other', please enter the Program Level in #5a. *

Master

6. Select the Classification of Instructional Programs (CIP) Code that applies to this educational program. Select from the dropdown list the code that most accurately corresponds to the educational program. (Optional)

7. Select all Standard Occupational Classification (SOC) Codes that apply to this program. Select all applicable codes from the dropdown list. (Optional)

Financial and Graduation

2020 BPPE Annual Report - Program - Financial Data and Graduation Rates

Display Instructions for #8 - #18 (Toggle)
Not Checked

8. Number of Degrees, Diplomas or
Certificates Awarded *
If none, indicate "0".

44

9. Total Charges for this Program *

\$27,870.00

10. The percentage of enrolled
students in the reporting year
receiving federal student loans to
pay for this program *

33

11. The percentage of graduates in
the reporting year who took out
federal student loans to pay for this
program *

35

12. Number of Students Who Began the Program *

If none, indicate "0".

62

13. Number of Students Available for Graduation *

If none, indicate "0".

62

14. Number of On-time Graduates *

If none, indicate "0".

10

15. Completion Rate

This is a calculated field based on #14 and #13.

16.12903

16. 150% Graduates?

38

17. 150% Completion Rate

This is a calculated field based on #16 and #13.

61.29032

18. Is the above data taken from the Integrated Postsecondary Education Data System (IPEDS) of the United States Department of Education? *

No

Placement Data

2020 BPPE Annual Report - Program - Placement Data

Display Instructions for #19 - #23 (Toggle)

Not Checked

19. Graduates Available for Employment *

If none, indicate "0".

44

20. Graduates Employed in the Field *

If none, indicate "0".

22

21. Placement Rate

This is a calculated field based on #17 and #18.

50

22. Graduates employed in the field...

22a. 20 to 29 hours per week *

If none, indicate "0".

0

22b. at least 30 hours per week *

If none, indicate "0".

21

23. Indicate the number of graduates employed...

23a. In a single position in the field of study *

If none, indicate "0".

20

23b. In concurrent aggregated positions in the field of study (2 or more positions at the same time) *

If none, indicate "0".

1

23c. Freelance/self-employed *

If none, indicate "0".

0

23d. By the institution or an employer owned by the institution, or an employer who shares ownership with the institution *

If none, indicate "0".

1

Allied Health

2020 BPPE Annual Report - Program - Allied Health Professionals

Display Instructions for #24-25 (Toggle)

Not Checked

24. Does this "Program" lead to a certificate or degree related to one or more of the following allied health professionals that requires clinical training? *

No

Exam Passage Rate

2020 BPPE Annual Report - Program - Exam Passage Rate

Display Instructions for #26 (Toggle)

Not Checked

26. Does this educational program lead to an occupation that requires State licensing? *

No**You have indicated "No" for question #22, please proceed to 'Salary Data'.**

Salary Data

2020 BPPE Annual Report - Program - Salary Data

Display Instructions for #43-45 (Toggle)

Not Checked**43. Graduates Available for Employment**

This field is auto-populated based on your entry in #17.

44**44. Graduates Employed in the Field**

This field is auto-populated based on your entry in #18.

22**45. Graduates Employed in the Field Reported receiving the following Salary or Wage:****For graduates employed in the field, indicate their salaries/earnings below. If there are none in any specific range, indicate "0."**

\$0 - \$5,000 *	\$5,001 - \$10,000 *
0	0
\$10,001 - \$15,000 *	\$15,001 - \$20,000 *
0	0
\$20,001 - \$25,000 *	\$25,001 - \$30,000 *
1	0
\$30,001 - \$35,000 *	\$35,001 - \$40,000 *
0	0
\$40,001 - \$45,000 *	\$45,001 - \$50,000 *
0	0
\$50,001 - \$55,000 *	\$55,001 - \$60,000 *
1	0
\$60,001 - \$65,000 *	\$65,001 - \$70,000 *
1	0
\$70,001 - \$75,000 *	\$75,001 - \$80,000 *
1	0

\$80,001 - \$85,000 *

1

\$90,001 - \$95,000 *

0

Over \$100,000 *

4

\$85,001 - \$90,000 *

2

\$95,001 - \$100,000 *

2

Institution Information



**Bureau for Private
Postsecondary Education**
Department of Consumer Affairs

2020 Annual Report Program Data Workflow

(Printer Friendly Annual Report Instructions Document)

2020 BPPE Annual Report - Program - Institution Data

Complete one Program Data Workflow for EACH educational program offered (advertised) by the institution in the reporting year. If an institution offers the same program at the main location and a branch location, combine the data together and submit one Program Data Workflow for the program being reported.

1. Report Year *

2020

2. Institution Code *

Enter valid Institution Code (main location). Only entry of valid Institution Code will auto-populate the read-only Institution Name field in question #3.

57064558

3. Institution Name (auto-populated) *

If a valid Institution Code is entered in question #2, the Institution Name will auto-populate. If incorrect Institution Code is entered, you must clear out the Code field in question #2, then enter the correct Institution Code to re-fill the Institution Name with the correct Institution Name.

University of Arizona Global Campus

Program Name

2020 BPPE Annual Report - Program - Program Name

Display Instructions for #4 - #7 (Toggle)
Not Checked

4. Name of Program *

Psychology

5. Program Level? Indicate the academic level of the program you are entering, (e.g., Doctorate, Masters, Bachelor, Associate, Diploma/Certificate, Other). If you indicate 'Other', please enter the Program Level in #5a. *

Master

6. Select the Classification of Instructional Programs (CIP) Code that applies to this educational program. Select from the dropdown list the code that most accurately corresponds to the educational program. (Optional)

7. Select all Standard Occupational Classification (SOC) Codes that apply to this program. Select all applicable codes from the dropdown list. (Optional)

Financial and Graduation

2020 BPPE Annual Report - Program - Financial Data and Graduation Rates

Display Instructions for #8 - #18 (Toggle)
Not Checked

8. Number of Degrees, Diplomas or Certificates Awarded *

If none, indicate "0".

32

9. Total Charges for this Program *

\$27,690.00

10. The percentage of enrolled students in the reporting year receiving federal student loans to pay for this program *

64

11. The percentage of graduates in the reporting year who took out federal student loans to pay for this program *

53

12. Number of Students Who Began the Program *

If none, indicate "0".

75

13. Number of Students Available for Graduation *

If none, indicate "0".

75

14. Number of On-time Graduates *

If none, indicate "0".

24

15. Completion Rate

This is a calculated field based on #14 and #13.

32

16. 150% Graduates?

35

17. 150% Completion Rate

This is a calculated field based on #16 and #13.

46.66667

18. Is the above data taken from the Integrated Postsecondary Education Data System (IPEDS) of the United States Department of Education? *

No

Placement Data

2020 BPPE Annual Report - Program - Placement Data

Display Instructions for #19 - #23 (Toggle)

Not Checked

19. Graduates Available for Employment *

If none, indicate "0".

30

20. Graduates Employed in the Field *

If none, indicate "0".

7

21. Placement Rate

This is a calculated field based on #17 and #18.

23.33333

22. Graduates employed in the field...

22a. 20 to 29 hours per week *

If none, indicate "0".

1

22b. at least 30 hours per week *

If none, indicate "0".

5

23. Indicate the number of graduates employed...

23a. In a single position in the field of study *

If none, indicate "0".

6

23b. In concurrent aggregated positions in the field of study (2 or more positions at the same time) *

If none, indicate "0".

0

23c. Freelance/self-employed *

If none, indicate "0".

0

23d. By the institution or an employer owned by the institution, or an employer who shares ownership with the institution *

If none, indicate "0".

0

Allied Health

2020 BPPE Annual Report - Program - Allied Health Professionals

Display Instructions for #24-25 (Toggle)

Not Checked

24. Does this "Program" lead to a certificate or degree related to one or more of the following allied health professionals that requires clinical training? *

No

Exam Passage Rate

2020 BPPE Annual Report - Program - Exam Passage Rate

Display Instructions for #26 (Toggle)

Not Checked

26. Does this educational program lead to an occupation that requires State licensing? *

No**You have indicated "No" for question #22, please proceed to 'Salary Data'.**

Salary Data

2020 BPPE Annual Report - Program - Salary Data

Display Instructions for #43-45 (Toggle)

Not Checked**43. Graduates Available for Employment**

This field is auto-populated based on your entry in #17.

30**44. Graduates Employed in the Field**

This field is auto-populated based on your entry in #18.

7**45. Graduates Employed in the Field Reported receiving the following Salary or Wage:****For graduates employed in the field, indicate their salaries/earnings below. If there are none in any specific range, indicate "0."**

\$0 - \$5,000 *	\$5,001 - \$10,000 *
0	0
\$10,001 - \$15,000 *	\$15,001 - \$20,000 *
0	0
\$20,001 - \$25,000 *	\$25,001 - \$30,000 *
0	0
\$30,001 - \$35,000 *	\$35,001 - \$40,000 *
1	1
\$40,001 - \$45,000 *	\$45,001 - \$50,000 *
0	0
\$50,001 - \$55,000 *	\$55,001 - \$60,000 *
2	1
\$60,001 - \$65,000 *	\$65,001 - \$70,000 *
0	0
\$70,001 - \$75,000 *	\$75,001 - \$80,000 *
0	1

\$80,001 - \$85,000 *

0

\$90,001 - \$95,000 *

0

Over \$100,000 *


1

\$85,001 - \$90,000 *

0

\$95,001 - \$100,000 *

0



Institution Information



**Bureau for Private
Postsecondary Education**
Department of Consumer Affairs

2020 Annual Report Program Data Workflow

(Printer Friendly Annual Report Instructions Document)

2020 BPPE Annual Report - Program - Institution Data

Complete one Program Data Workflow for EACH educational program offered (advertised) by the institution in the reporting year. If an institution offers the same program at the main location and a branch location, combine the data together and submit one Program Data Workflow for the program being reported.

1. Report Year *

2020

2. Institution Code *

Enter valid Institution Code (main location). Only entry of valid Institution Code will auto-populate the read-only Institution Name field in question #3.

57064558

3. Institution Name (auto-populated) *

If a valid Institution Code is entered in question #2, the Institution Name will auto-populate. If incorrect Institution Code is entered, you must clear out the Code field in question #2, then enter the correct Institution Code to re-fill the Institution Name with the correct Institution Name.

University of Arizona Global Campus

Program Name

2020 BPPE Annual Report - Program - Program Name

Display Instructions for #4 - #7 (Toggle)
Not Checked

4. Name of Program *
Public Sociology

5. Program Level? Indicate the academic level of the program you are entering, (e.g., Doctorate, Masters, Bachelor, Associate, Diploma/Certificate, Other). If you indicate 'Other', please enter the Program Level in #5a. *
Master

6. Select the Classification of Instructional Programs (CIP) Code that applies to this educational program. Select from the dropdown list the code that most accurately corresponds to the educational program. (Optional)

7. Select all Standard Occupational Classification (SOC) Codes that apply to this program. Select all applicable codes from the dropdown list. (Optional)

Financial and Graduation

2020 BPPE Annual Report - Program - Financial Data and Graduation Rates

Display Instructions for #8 - #18 (Toggle)
Not Checked

8. Number of Degrees, Diplomas or Certificates Awarded *
If none, indicate "0".

5

9. Total Charges for this Program *
\$23,100.00

10. The percentage of enrolled students in the reporting year receiving federal student loans to pay for this program *
61

11. The percentage of graduates in the reporting year who took out federal student loans to pay for this program *
78

12. Number of Students Who Began the Program *

If none, indicate "0".

2

13. Number of Students Available for Graduation *

If none, indicate "0".

2

14. Number of On-time Graduates *

If none, indicate "0".

1

15. Completion Rate

This is a calculated field based on #14 and #13.

50

16. 150% Graduates?

2

17. 150% Completion Rate

This is a calculated field based on #16 and #13.

100

18. Is the above data taken from the Integrated Postsecondary Education Data System (IPEDS) of the United States Department of Education? *

No

Placement Data

2020 BPPE Annual Report - Program - Placement Data

Display Instructions for #19 - #23 (Toggle)

Not Checked

19. Graduates Available for Employment *

If none, indicate "0".

5

20. Graduates Employed in the Field *

If none, indicate "0".

2

21. Placement Rate

This is a calculated field based on #17 and #18.

40

22. Graduates employed in the field...

22a. 20 to 29 hours per week *

If none, indicate "0".

0

22b. at least 30 hours per week *

If none, indicate "0".

2

23. Indicate the number of graduates employed...

23a. In a single position in the field of study *
If none, indicate "0".

2

23b. In concurrent aggregated positions in the field of
study (2 or more positions at the same time) *
If none, indicate "0".

0

23c. Freelance/self-employed *
If none, indicate "0".

0

23d. By the institution or an employer owned by the
institution, or an employer who shares ownership with
the institution *
If none, indicate "0".

0

Allied Health

2020 BPPE Annual Report - Program - Allied Health Professionals

Display Instructions for #24-25 (Toggle)

Not Checked

24. Does this "Program" lead to a certificate or degree related to one or more of the
following allied health professionals that requires clinical training? *

No

Exam Passage Rate

2020 BPPE Annual Report - Program - Exam Passage Rate

Display Instructions for #26 (Toggle)

Not Checked

26. Does this educational program lead to an occupation that requires State
licensing? *

No

You have indicated "No" for question #22, please proceed to 'Salary Data'.

Salary Data

2020 BPPE Annual Report - Program - Salary Data

Display Instructions for #43-45 (Toggle)
Not Checked

43. Graduates Available for Employment
This field is auto-populated based on your entry in #17.
5

44. Graduates Employed in the Field
This field is auto-populated based on your entry in #18.
2

45. Graduates Employed in the Field Reported receiving the following Salary or Wage:

For graduates employed in the field, indicate their salaries/earnings below. **If there are none in any specific range, indicate "0."**

\$0 - \$5,000 *	\$5,001 - \$10,000 *
0	0
\$10,001 - \$15,000 *	\$15,001 - \$20,000 *
0	0
\$20,001 - \$25,000 *	\$25,001 - \$30,000 *
0	0
\$30,001 - \$35,000 *	\$35,001 - \$40,000 *
0	1
\$40,001 - \$45,000 *	\$45,001 - \$50,000 *
0	0
\$50,001 - \$55,000 *	\$55,001 - \$60,000 *
0	0
\$60,001 - \$65,000 *	\$65,001 - \$70,000 *
0	0
\$70,001 - \$75,000 *	\$75,001 - \$80,000 *
0	0

\$80,001 - \$85,000 *

0

\$90,001 - \$95,000 *

0

Over \$100,000 *

0

\$85,001 - \$90,000 *

0

\$95,001 - \$100,000 *

0

Institution Information



**Bureau for Private
Postsecondary Education**
Department of Consumer Affairs

2020 Annual Report Program Data Workflow

(Printer Friendly Annual Report Instructions Document)

2020 BPPE Annual Report - Program - Institution Data

Complete one Program Data Workflow for EACH educational program offered (advertised) by the institution in the reporting year. If an institution offers the same program at the main location and a branch location, combine the data together and submit one Program Data Workflow for the program being reported.

1. Report Year *

2020

2. Institution Code *

Enter valid Institution Code (main location). Only entry of valid Institution Code will auto-populate the read-only Institution Name field in question #3.

57064558

3. Institution Name (auto-populated) *

If a valid Institution Code is entered in question #2, the Institution Name will auto-populate. If incorrect Institution Code is entered, you must clear out the Code field in question #2, then enter the correct Institution Code to re-fill the Institution Name with the correct Institution Name.

University of Arizona Global Campus

Program Name

2020 BPPE Annual Report - Program - Program Name

Display Instructions for #4 - #7 (Toggle)
Not Checked

4. Name of Program *
Special Education

5. Program Level? Indicate the academic level of the program you are entering, (e.g., Doctorate, Masters, Bachelor, Associate, Diploma/Certificate, Other). If you indicate 'Other', please enter the Program Level in #5a. *
Master

6. Select the Classification of Instructional Programs (CIP) Code that applies to this educational program. Select from the dropdown list the code that most accurately corresponds to the educational program. (Optional)

7. Select all Standard Occupational Classification (SOC) Codes that apply to this program. Select all applicable codes from the dropdown list. (Optional)

Financial and Graduation

2020 BPPE Annual Report - Program - Financial Data and Graduation Rates

Display Instructions for #8 - #18 (Toggle)
Not Checked

8. Number of Degrees, Diplomas or Certificates Awarded *
If none, indicate "0".

8

9. Total Charges for this Program *
\$23,100.00

10. The percentage of enrolled students in the reporting year receiving federal student loans to pay for this program *
81

11. The percentage of graduates in the reporting year who took out federal student loans to pay for this program *
78

12. Number of Students Who Began the Program *

If none, indicate "0".

9

13. Number of Students Available for Graduation *

If none, indicate "0".

9

14. Number of On-time Graduates *

If none, indicate "0".

2

15. Completion Rate

This is a calculated field based on #14 and #13.

22.22222

16. 150% Graduates?

4

17. 150% Completion Rate

This is a calculated field based on #16 and #13.

44.44444

18. Is the above data taken from the Integrated Postsecondary Education Data System (IPEDS) of the United States Department of Education? *

No

Placement Data

2020 BPPE Annual Report - Program - Placement Data

Display Instructions for #19 - #23 (Toggle)

Not Checked

19. Graduates Available for Employment *

If none, indicate "0".

8

20. Graduates Employed in the Field *

If none, indicate "0".

2

21. Placement Rate

This is a calculated field based on #17 and #18.

25

22. Graduates employed in the field...

22a. 20 to 29 hours per week *

If none, indicate "0".

0

22b. at least 30 hours per week *

If none, indicate "0".

2

23. Indicate the number of graduates employed...

23a. In a single position in the field of study *

If none, indicate "0".

0

23b. In concurrent aggregated positions in the field of study (2 or more positions at the same time) *

If none, indicate "0".

2

23c. Freelance/self-employed *

If none, indicate "0".

0

23d. By the institution or an employer owned by the institution, or an employer who shares ownership with the institution *

If none, indicate "0".

0

Allied Health

2020 BPPE Annual Report - Program - Allied Health Professionals

Display Instructions for #24-25 (Toggle)

Not Checked

24. Does this "Program" lead to a certificate or degree related to one or more of the following allied health professionals that requires clinical training? *

No

Exam Passage Rate

2020 BPPE Annual Report - Program - Exam Passage Rate

Display Instructions for #26 (Toggle)

Not Checked

26. Does this educational program lead to an occupation that requires State licensing? *

No**You have indicated "No" for question #22, please proceed to 'Salary Data'.**

Salary Data

2020 BPPE Annual Report - Program - Salary Data

Display Instructions for #43-45 (Toggle)

Not Checked**43. Graduates Available for Employment**

This field is auto-populated based on your entry in #17.

8**44. Graduates Employed in the Field**

This field is auto-populated based on your entry in #18.

2**45. Graduates Employed in the Field Reported receiving the following Salary or Wage:****For graduates employed in the field, indicate their salaries/earnings below. If there are none in any specific range, indicate "0."**

\$0 - \$5,000 *	\$5,001 - \$10,000 *
0	0
\$10,001 - \$15,000 *	\$15,001 - \$20,000 *
0	0
\$20,001 - \$25,000 *	\$25,001 - \$30,000 *
0	0
\$30,001 - \$35,000 *	\$35,001 - \$40,000 *
0	0
\$40,001 - \$45,000 *	\$45,001 - \$50,000 *
1	0
\$50,001 - \$55,000 *	\$55,001 - \$60,000 *
0	0
\$60,001 - \$65,000 *	\$65,001 - \$70,000 *
0	0
\$70,001 - \$75,000 *	\$75,001 - \$80,000 *
0	0

\$80,001 - \$85,000 *

\$85,001 - \$90,000 *

0

0

\$90,001 - \$95,000 *

\$95,001 - \$100,000 *

0

0

Over \$100,000 *

0

Institution Information



**Bureau for Private
Postsecondary Education**
Department of Consumer Affairs

2020 Annual Report Program Data Workflow

(Printer Friendly Annual Report Instructions Document)

2020 BPPE Annual Report - Program - Institution Data

Complete one Program Data Workflow for EACH educational program offered (advertised) by the institution in the reporting year. If an institution offers the same program at the main location and a branch location, combine the data together and submit one Program Data Workflow for the program being reported.

1. Report Year *

2020

2. Institution Code *

Enter valid Institution Code (main location). Only entry of valid Institution Code will auto-populate the read-only Institution Name field in question #3.

57064558

3. Institution Name (auto-populated) *

If a valid Institution Code is entered in question #2, the Institution Name will auto-populate. If incorrect Institution Code is entered, you must clear out the Code field in question #2, then enter the correct Institution Code to re-fill the Institution Name with the correct Institution Name.

University of Arizona Global Campus

Program Name

2020 BPPE Annual Report - Program - Program Name

Display Instructions for #4 - #7 (Toggle)
Not Checked

4. Name of Program *

Teaching and Learning with Technology

5. Program Level? Indicate the academic level of the program you are entering, (e.g., Doctorate, Masters, Bachelor, Associate, Diploma/Certificate, Other). If you indicate 'Other', please enter the Program Level in #5a. *

Master

6. Select the Classification of Instructional Programs (CIP) Code that applies to this educational program. Select from the dropdown list the code that most accurately corresponds to the educational program. (Optional)

7. Select all Standard Occupational Classification (SOC) Codes that apply to this program. Select all applicable codes from the dropdown list. (Optional)

Financial and Graduation

2020 BPPE Annual Report - Program - Financial Data and Graduation Rates

Display Instructions for #8 - #18 (Toggle)
Not Checked

8. Number of Degrees, Diplomas or
Certificates Awarded *
If none, indicate "0".

4

9. Total Charges for this Program *

\$23,100.00

10. The percentage of enrolled
students in the reporting year
receiving federal student loans to
pay for this program *

62

11. The percentage of graduates in
the reporting year who took out
federal student loans to pay for this
program *

64

12. Number of Students Who Began the Program *

If none, indicate "0".

4

13. Number of Students Available for Graduation *

If none, indicate "0".

4

14. Number of On-time Graduates *

If none, indicate "0".

4

15. Completion Rate

This is a calculated field based on #14 and #13.

100

16. 150% Graduates?

4

17. 150% Completion Rate

This is a calculated field based on #16 and #13.

100

18. Is the above data taken from the Integrated Postsecondary Education Data System (IPEDS) of the United States Department of Education? *

No

Placement Data

2020 BPPE Annual Report - Program - Placement Data

Display Instructions for #19 - #23 (Toggle)

Not Checked

19. Graduates Available for Employment *

If none, indicate "0".

4

20. Graduates Employed in the Field *

If none, indicate "0".

2

21. Placement Rate

This is a calculated field based on #17 and #18.

50

22. Graduates employed in the field...

22a. 20 to 29 hours per week *

If none, indicate "0".

0

22b. at least 30 hours per week *

If none, indicate "0".

2

23. Indicate the number of graduates employed...

23a. In a single position in the field of study *

If none, indicate "0".

2

23b. In concurrent aggregated positions in the field of study (2 or more positions at the same time) *

If none, indicate "0".

0

23c. Freelance/self-employed *

If none, indicate "0".

0

23d. By the institution or an employer owned by the institution, or an employer who shares ownership with the institution *

If none, indicate "0".

0

Allied Health

2020 BPPE Annual Report - Program - Allied Health Professionals

Display Instructions for #24-25 (Toggle)

Not Checked

24. Does this "Program" lead to a certificate or degree related to one or more of the following allied health professionals that requires clinical training? *

No

Exam Passage Rate

2020 BPPE Annual Report - Program - Exam Passage Rate

Display Instructions for #26 (Toggle)

Not Checked

26. Does this educational program lead to an occupation that requires State licensing? *

No**You have indicated "No" for question #22, please proceed to 'Salary Data'.**

Salary Data

2020 BPPE Annual Report - Program - Salary Data

Display Instructions for #43-45 (Toggle)

Not Checked**43. Graduates Available for Employment**

This field is auto-populated based on your entry in #17.

4**44. Graduates Employed in the Field**

This field is auto-populated based on your entry in #18.

2**45. Graduates Employed in the Field Reported receiving the following Salary or Wage:****For graduates employed in the field, indicate their salaries/earnings below. If there are none in any specific range, indicate "0."**

\$0 - \$5,000 *	\$5,001 - \$10,000 *
0	0
\$10,001 - \$15,000 *	\$15,001 - \$20,000 *
0	0
\$20,001 - \$25,000 *	\$25,001 - \$30,000 *
0	0
\$30,001 - \$35,000 *	\$35,001 - \$40,000 *
0	0
\$40,001 - \$45,000 *	\$45,001 - \$50,000 *
0	0
\$50,001 - \$55,000 *	\$55,001 - \$60,000 *
0	0
\$60,001 - \$65,000 *	\$65,001 - \$70,000 *
0	1
\$70,001 - \$75,000 *	\$75,001 - \$80,000 *
0	0

\$80,001 - \$85,000 *

0

\$90,001 - \$95,000 *

0

Over \$100,000 *

0

\$85,001 - \$90,000 *

0

\$95,001 - \$100,000 *

0

Institution Information



**Bureau for Private
Postsecondary Education**
Department of Consumer Affairs

2020 Annual Report Program Data Workflow

(Printer Friendly Annual Report Instructions Document)

2020 BPPE Annual Report - Program - Institution Data

Complete one Program Data Workflow for EACH educational program offered (advertised) by the institution in the reporting year. If an institution offers the same program at the main location and a branch location, combine the data together and submit one Program Data Workflow for the program being reported.

1. Report Year *

2020

2. Institution Code *

Enter valid Institution Code (main location). Only entry of valid Institution Code will auto-populate the read-only Institution Name field in question #3.

57064558

3. Institution Name (auto-populated) *

If a valid Institution Code is entered in question #2, the Institution Name will auto-populate. If incorrect Institution Code is entered, you must clear out the Code field in question #2, then enter the correct Institution Code to re-fill the Institution Name with the correct Institution Name.

University of Arizona Global Campus

Program Name

2020 BPPE Annual Report - Program - Program Name

Display Instructions for #4 - #7 (Toggle)

Not Checked

4. Name of Program *

Accountancy

5. Program Level? Indicate the academic level of the program you are entering, (e.g., Doctorate, Masters, Bachelor, Associate, Diploma/Certificate, Other). If you indicate 'Other', please enter the Program Level in #5a. *

Master

6. Select the Classification of Instructional Programs (CIP) Code that applies to this educational program. Select from the dropdown list the code that most accurately corresponds to the educational program. (Optional)

7. Select all Standard Occupational Classification (SOC) Codes that apply to this program. Select all applicable codes from the dropdown list. (Optional)

Financial and Graduation

2020 BPPE Annual Report - Program - Financial Data and Graduation Rates

Display Instructions for #8 - #18 (Toggle)

Not Checked

8. Number of Degrees, Diplomas or Certificates Awarded *

If none, indicate "0".

7

9. Total Charges for this Program *

\$40,470.00

10. The percentage of enrolled students in the reporting year receiving federal student loans to pay for this program *

50

11. The percentage of graduates in the reporting year who took out federal student loans to pay for this program *

70

12. Number of Students Who Began the Program *

If none, indicate "0".

6

13. Number of Students Available for Graduation *

If none, indicate "0".

6

14. Number of On-time Graduates *

If none, indicate "0".

1

15. Completion Rate

This is a calculated field based on #14 and #13.

16.66667

16. 150% Graduates?

2

17. 150% Completion Rate

This is a calculated field based on #16 and #13.

33.33333

18. Is the above data taken from the Integrated Postsecondary Education Data System (IPEDS) of the United States Department of Education? *

No

Placement Data

2020 BPPE Annual Report - Program - Placement Data

Display Instructions for #19 - #23 (Toggle)

Not Checked

19. Graduates Available for Employment *

If none, indicate "0".

7

20. Graduates Employed in the Field *

If none, indicate "0".

5

21. Placement Rate

This is a calculated field based on #17 and #18.

71.42857

22. Graduates employed in the field...

22a. 20 to 29 hours per week *

If none, indicate "0".

0

22b. at least 30 hours per week *

If none, indicate "0".

5

23. Indicate the number of graduates employed...

23a. In a single position in the field of study *

If none, indicate "0".

5

23b. In concurrent aggregated positions in the field of study (2 or more positions at the same time) *

If none, indicate "0".

0

23c. Freelance/self-employed *

If none, indicate "0".

0

23d. By the institution or an employer owned by the institution, or an employer who shares ownership with the institution *

If none, indicate "0".

0

Allied Health

2020 BPPE Annual Report - Program - Allied Health Professionals

Display Instructions for #24-25 (Toggle)

Not Checked

24. Does this "Program" lead to a certificate or degree related to one or more of the following allied health professionals that requires clinical training? *

No

Exam Passage Rate

2020 BPPE Annual Report - Program - Exam Passage Rate

Display Instructions for #26 (Toggle)

Not Checked

26. Does this educational program lead to an occupation that requires State licensing? *

No**You have indicated "No" for question #22, please proceed to 'Salary Data'.**

Salary Data

2020 BPPE Annual Report - Program - Salary Data

Display Instructions for #43-45 (Toggle)

Not Checked**43. Graduates Available for Employment**

This field is auto-populated based on your entry in #17.

7**44. Graduates Employed in the Field**

This field is auto-populated based on your entry in #18.

5**45. Graduates Employed in the Field Reported receiving the following Salary or Wage:****For graduates employed in the field, indicate their salaries/earnings below. If there are none in any specific range, indicate "0."**

\$0 - \$5,000 *	\$5,001 - \$10,000 *
0	0
\$10,001 - \$15,000 *	\$15,001 - \$20,000 *
0	0
\$20,001 - \$25,000 *	\$25,001 - \$30,000 *
0	0
\$30,001 - \$35,000 *	\$35,001 - \$40,000 *
0	1
\$40,001 - \$45,000 *	\$45,001 - \$50,000 *
0	0
\$50,001 - \$55,000 *	\$55,001 - \$60,000 *
0	0
\$60,001 - \$65,000 *	\$65,001 - \$70,000 *
0	1
\$70,001 - \$75,000 *	\$75,001 - \$80,000 *
0	0

\$80,001 - \$85,000 *

\$85,001 - \$90,000 *

0

0

\$90,001 - \$95,000 *

\$95,001 - \$100,000 *

0

0

Over \$100,000 *

1

Institution Information



**Bureau for Private
Postsecondary Education**
Department of Consumer Affairs

2020 Annual Report Program Data Workflow

(Printer Friendly Annual Report Instructions Document)

2020 BPPE Annual Report - Program - Institution Data

Complete one Program Data Workflow for EACH educational program offered (advertised) by the institution in the reporting year. If an institution offers the same program at the main location and a branch location, combine the data together and submit one Program Data Workflow for the program being reported.

1. Report Year *

2020

2. Institution Code *

Enter valid Institution Code (main location). Only entry of valid Institution Code will auto-populate the read-only Institution Name field in question #3.

57064558

3. Institution Name (auto-populated) *

If a valid Institution Code is entered in question #2, the Institution Name will auto-populate. If incorrect Institution Code is entered, you must clear out the Code field in question #2, then enter the correct Institution Code to re-fill the Institution Name with the correct Institution Name.

University of Arizona Global Campus

Program Name

2020 BPPE Annual Report - Program - Program Name

Display Instructions for #4 - #7 (Toggle)

Not Checked

4. Name of Program *

Business Administration

5. Program Level? Indicate the academic level of the program you are entering, (e.g., Doctorate, Masters, Bachelor, Associate, Diploma/Certificate, Other). If you indicate 'Other', please enter the Program Level in #5a. *

Master

6. Select the Classification of Instructional Programs (CIP) Code that applies to this educational program. Select from the dropdown list the code that most accurately corresponds to the educational program. (Optional)

7. Select all Standard Occupational Classification (SOC) Codes that apply to this program. Select all applicable codes from the dropdown list. (Optional)

Financial and Graduation

2020 BPPE Annual Report - Program - Financial Data and Graduation Rates

Display Instructions for #8 - #18 (Toggle)

Not Checked

8. Number of Degrees, Diplomas or Certificates Awarded *

If none, indicate "0".

114

9. Total Charges for this Program *

\$32,910.00

10. The percentage of enrolled students in the reporting year receiving federal student loans to pay for this program *

21

11. The percentage of graduates in the reporting year who took out federal student loans to pay for this program *

23

12. Number of Students Who Began the Program *

If none, indicate "0".

170

13. Number of Students Available for Graduation *

If none, indicate "0".

170

14. Number of On-time Graduates *

If none, indicate "0".

43

15. Completion Rate

This is a calculated field based on #14 and #13.

25.29412

16. 150% Graduates?

96

17. 150% Completion Rate

This is a calculated field based on #16 and #13.

56.47059

18. Is the above data taken from the Integrated Postsecondary Education Data System (IPEDS) of the United States Department of Education? *

No

Placement Data

2020 BPPE Annual Report - Program - Placement Data

Display Instructions for #19 - #23 (Toggle)

Not Checked

19. Graduates Available for Employment *

If none, indicate "0".

114

20. Graduates Employed in the Field *

If none, indicate "0".

55

21. Placement Rate

This is a calculated field based on #17 and #18.

48.24561

22. Graduates employed in the field...

22a. 20 to 29 hours per week *

If none, indicate "0".

0

22b. at least 30 hours per week *

If none, indicate "0".

54

23. Indicate the number of graduates employed...

23a. In a single position in the field of study *

If none, indicate "0".

54

23b. In concurrent aggregated positions in the field of study (2 or more positions at the same time) *

If none, indicate "0".

0

23c. Freelance/self-employed *

If none, indicate "0".

0

23d. By the institution or an employer owned by the institution, or an employer who shares ownership with the institution *

If none, indicate "0".

0

Allied Health

2020 BPPE Annual Report - Program - Allied Health Professionals

Display Instructions for #24-25 (Toggle)

Not Checked

24. Does this "Program" lead to a certificate or degree related to one or more of the following allied health professionals that requires clinical training? *

No

Exam Passage Rate

2020 BPPE Annual Report - Program - Exam Passage Rate

Display Instructions for #26 (Toggle)

Not Checked

26. Does this educational program lead to an occupation that requires State licensing? *

No

You have indicated "No" for question #22, please proceed to 'Salary Data'.

Salary Data

2020 BPPE Annual Report - Program - Salary Data

Display Instructions for #43-45 (Toggle)
Not Checked

43. Graduates Available for Employment
This field is auto-populated based on your entry in #17.
114

44. Graduates Employed in the Field
This field is auto-populated based on your entry in #18.
55

45. Graduates Employed in the Field Reported receiving the following Salary or Wage:

For graduates employed in the field, indicate their salaries/earnings below. **If there are none in any specific range, indicate "0."**

\$0 - \$5,000 *	\$5,001 - \$10,000 *
0	0
\$10,001 - \$15,000 *	\$15,001 - \$20,000 *
0	0
\$20,001 - \$25,000 *	\$25,001 - \$30,000 *
0	0
\$30,001 - \$35,000 *	\$35,001 - \$40,000 *
1	2
\$40,001 - \$45,000 *	\$45,001 - \$50,000 *
3	1
\$50,001 - \$55,000 *	\$55,001 - \$60,000 *
1	1
\$60,001 - \$65,000 *	\$65,001 - \$70,000 *
4	4
\$70,001 - \$75,000 *	\$75,001 - \$80,000 *
4	3

\$80,001 - \$85,000 *

\$85,001 - \$90,000 *

2

1

\$90,001 - \$95,000 *

\$95,001 - \$100,000 *

0

4

Over \$100,000 *

15

Institution Information



**Bureau for Private
Postsecondary Education**
Department of Consumer Affairs

2020 Annual Report Program Data Workflow

(Printer Friendly Annual Report Instructions Document)

2020 BPPE Annual Report - Program - Institution Data

Complete one Program Data Workflow for EACH educational program offered (advertised) by the institution in the reporting year. If an institution offers the same program at the main location and a branch location, combine the data together and submit one Program Data Workflow for the program being reported.

1. Report Year *

2020

2. Institution Code *

Enter valid Institution Code (main location). Only entry of valid Institution Code will auto-populate the read-only Institution Name field in question #3.

57064558

3. Institution Name (auto-populated) *

If a valid Institution Code is entered in question #2, the Institution Name will auto-populate. If incorrect Institution Code is entered, you must clear out the Code field in question #2, then enter the correct Institution Code to re-fill the Institution Name with the correct Institution Name.

University of Arizona Global Campus

Program Name

2020 BPPE Annual Report - Program - Program Name

Display Instructions for #4 - #7 (Toggle)
Not Checked

4. Name of Program *

Human Resource Management

5. Program Level? Indicate the academic level of the program you are entering, (e.g., Doctorate, Masters, Bachelor, Associate, Diploma/Certificate, Other). If you indicate 'Other', please enter the Program Level in #5a. *

Master

6. Select the Classification of Instructional Programs (CIP) Code that applies to this educational program. Select from the dropdown list the code that most accurately corresponds to the educational program. (Optional)

7. Select all Standard Occupational Classification (SOC) Codes that apply to this program. Select all applicable codes from the dropdown list. (Optional)

Financial and Graduation

2020 BPPE Annual Report - Program - Financial Data and Graduation Rates

Display Instructions for #8 - #18 (Toggle)
Not Checked

8. Number of Degrees, Diplomas or
Certificates Awarded *
If none, indicate "0".

24

9. Total Charges for this Program *

\$32,910.00

10. The percentage of enrolled
students in the reporting year
receiving federal student loans to
pay for this program *

45

11. The percentage of graduates in
the reporting year who took out
federal student loans to pay for this
program *

54

12. Number of Students Who Began the Program *

If none, indicate "0".

18

13. Number of Students Available for Graduation *

If none, indicate "0".

18

14. Number of On-time Graduates *

If none, indicate "0".

3

15. Completion Rate

This is a calculated field based on #14 and #13.

16.66667

16. 150% Graduates?

9

17. 150% Completion Rate

This is a calculated field based on #16 and #13.

50

18. Is the above data taken from the Integrated Postsecondary Education Data System (IPEDS) of the United States Department of Education? *

No

Placement Data

2020 BPPE Annual Report - Program - Placement Data

Display Instructions for #19 - #23 (Toggle)

Not Checked

19. Graduates Available for Employment *

If none, indicate "0".

23

20. Graduates Employed in the Field *

If none, indicate "0".

6

21. Placement Rate

This is a calculated field based on #17 and #18.

26.08696

22. Graduates employed in the field...

22a. 20 to 29 hours per week *

If none, indicate "0".

0

22b. at least 30 hours per week *

If none, indicate "0".

5

23. Indicate the number of graduates employed...

23a. In a single position in the field of study *

If none, indicate "0".

5

23b. In concurrent aggregated positions in the field of study (2 or more positions at the same time) *

If none, indicate "0".

0

23c. Freelance/self-employed *

If none, indicate "0".

0

23d. By the institution or an employer owned by the institution, or an employer who shares ownership with the institution *

If none, indicate "0".

0

Allied Health

2020 BPPE Annual Report - Program - Allied Health Professionals

Display Instructions for #24-25 (Toggle)

Not Checked

24. Does this "Program" lead to a certificate or degree related to one or more of the following allied health professionals that requires clinical training? *

No

Exam Passage Rate

2020 BPPE Annual Report - Program - Exam Passage Rate

Display Instructions for #26 (Toggle)

Not Checked

26. Does this educational program lead to an occupation that requires State licensing? *

No

You have indicated "No" for question #22, please proceed to 'Salary Data'.

Salary Data

2020 BPPE Annual Report - Program - Salary Data

Display Instructions for #43-45 (Toggle)
Not Checked

43. Graduates Available for Employment
This field is auto-populated based on your entry in #17.
23

44. Graduates Employed in the Field
This field is auto-populated based on your entry in #18.
6

45. Graduates Employed in the Field Reported receiving the following Salary or Wage:

For graduates employed in the field, indicate their salaries/earnings below. **If there are none in any specific range, indicate "0."**

\$0 - \$5,000 *	\$5,001 - \$10,000 *
0	0
\$10,001 - \$15,000 *	\$15,001 - \$20,000 *
0	0
\$20,001 - \$25,000 *	\$25,001 - \$30,000 *
1	0
\$30,001 - \$35,000 *	\$35,001 - \$40,000 *
0	0
\$40,001 - \$45,000 *	\$45,001 - \$50,000 *
0	0
\$50,001 - \$55,000 *	\$55,001 - \$60,000 *
2	0
\$60,001 - \$65,000 *	\$65,001 - \$70,000 *
0	0
\$70,001 - \$75,000 *	\$75,001 - \$80,000 *
0	0

\$80,001 - \$85,000 *

\$85,001 - \$90,000 *

0

0

\$90,001 - \$95,000 *

\$95,001 - \$100,000 *

0

1

Over \$100,000 *

1

Institution Information



**Bureau for Private
Postsecondary Education**
Department of Consumer Affairs

2020 Annual Report Program Data Workflow

(Printer Friendly Annual Report Instructions Document)

2020 BPPE Annual Report - Program - Institution Data

Complete one Program Data Workflow for EACH educational program offered (advertised) by the institution in the reporting year. If an institution offers the same program at the main location and a branch location, combine the data together and submit one Program Data Workflow for the program being reported.

1. Report Year *

2020

2. Institution Code *

Enter valid Institution Code (main location). Only entry of valid Institution Code will auto-populate the read-only Institution Name field in question #3.

57064558

3. Institution Name (auto-populated) *

If a valid Institution Code is entered in question #2, the Institution Name will auto-populate. If incorrect Institution Code is entered, you must clear out the Code field in question #2, then enter the correct Institution Code to re-fill the Institution Name with the correct Institution Name.

University of Arizona Global Campus

Program Name

2020 BPPE Annual Report - Program - Program Name

Display Instructions for #4 - #7 (Toggle)
Not Checked

4. Name of Program *

Information Systems Management

5. Program Level? Indicate the academic level of the program you are entering, (e.g., Doctorate, Masters, Bachelor, Associate, Diploma/Certificate, Other). If you indicate 'Other', please enter the Program Level in #5a. *

Master

6. Select the Classification of Instructional Programs (CIP) Code that applies to this educational program. Select from the dropdown list the code that most accurately corresponds to the educational program. (Optional)

7. Select all Standard Occupational Classification (SOC) Codes that apply to this program. Select all applicable codes from the dropdown list. (Optional)

Financial and Graduation

2020 BPPE Annual Report - Program - Financial Data and Graduation Rates

Display Instructions for #8 - #18 (Toggle)
Not Checked

8. Number of Degrees, Diplomas or
Certificates Awarded *
If none, indicate "0".

11

9. Total Charges for this Program *

\$35,430.00

10. The percentage of enrolled
students in the reporting year
receiving federal student loans to
pay for this program *

15

11. The percentage of graduates in
the reporting year who took out
federal student loans to pay for this
program *

19

12. Number of Students Who Began the Program *

If none, indicate "0".

0

13. Number of Students Available for Graduation *

If none, indicate "0".

0

14. Number of On-time Graduates *

If none, indicate "0".

0

15. Completion Rate

This is a calculated field based on #14 and #13.

17. 150% Completion Rate

This is a calculated field based on #16 and #13.

16. 150% Graduates?

0

18. Is the above data taken from the Integrated Postsecondary Education Data System (IPEDS) of the United States Department of Education? *

No

Placement Data

2020 BPPE Annual Report - Program - Placement Data

Display Instructions for #19 - #23 (Toggle)

Not Checked

19. Graduates Available for Employment *

If none, indicate "0".

10

20. Graduates Employed in the Field *

If none, indicate "0".

5

21. Placement Rate

This is a calculated field based on #17 and #18.

50

22. Graduates employed in the field...

22a. 20 to 29 hours per week *

If none, indicate "0".

0

22b. at least 30 hours per week *

If none, indicate "0".

5

23. Indicate the number of graduates employed...

23a. In a single position in the field of study *

If none, indicate "0".

5

23b. In concurrent aggregated positions in the field of study (2 or more positions at the same time) *

If none, indicate "0".

0

23c. Freelance/self-employed *

If none, indicate "0".

0

23d. By the institution or an employer owned by the institution, or an employer who shares ownership with the institution *

If none, indicate "0".

0

Allied Health

2020 BPPE Annual Report - Program - Allied Health Professionals

Display Instructions for #24-25 (Toggle)

Not Checked

24. Does this "Program" lead to a certificate or degree related to one or more of the following allied health professionals that requires clinical training? *

No

Exam Passage Rate

2020 BPPE Annual Report - Program - Exam Passage Rate

Display Instructions for #26 (Toggle)

Not Checked

26. Does this educational program lead to an occupation that requires State licensing? *

No**You have indicated "No" for question #22, please proceed to 'Salary Data'.**

Salary Data

2020 BPPE Annual Report - Program - Salary Data

Display Instructions for #43-45 (Toggle)

Not Checked**43. Graduates Available for Employment**

This field is auto-populated based on your entry in #17.

10**44. Graduates Employed in the Field**

This field is auto-populated based on your entry in #18.

5**45. Graduates Employed in the Field Reported receiving the following Salary or Wage:****For graduates employed in the field, indicate their salaries/earnings below. If there are none in any specific range, indicate "0."**

\$0 - \$5,000 *	\$5,001 - \$10,000 *
0	0
\$10,001 - \$15,000 *	\$15,001 - \$20,000 *
0	0
\$20,001 - \$25,000 *	\$25,001 - \$30,000 *
0	0
\$30,001 - \$35,000 *	\$35,001 - \$40,000 *
0	0
\$40,001 - \$45,000 *	\$45,001 - \$50,000 *
0	0
\$50,001 - \$55,000 *	\$55,001 - \$60,000 *
0	0
\$60,001 - \$65,000 *	\$65,001 - \$70,000 *
1	0
\$70,001 - \$75,000 *	\$75,001 - \$80,000 *
0	0

\$80,001 - \$85,000 *

\$85,001 - \$90,000 *

0

0

\$90,001 - \$95,000 *

\$95,001 - \$100,000 *

0

0

Over \$100,000 *

0

Institution Information



**Bureau for Private
Postsecondary Education**
Department of Consumer Affairs

2020 Annual Report Program Data Workflow

(Printer Friendly Annual Report Instructions Document)

2020 BPPE Annual Report - Program - Institution Data

Complete one Program Data Workflow for EACH educational program offered (advertised) by the institution in the reporting year. If an institution offers the same program at the main location and a branch location, combine the data together and submit one Program Data Workflow for the program being reported.

1. Report Year *

2020

2. Institution Code *

Enter valid Institution Code (main location). Only entry of valid Institution Code will auto-populate the read-only Institution Name field in question #3.

57064558

3. Institution Name (auto-populated) *

If a valid Institution Code is entered in question #2, the Institution Name will auto-populate. If incorrect Institution Code is entered, you must clear out the Code field in question #2, then enter the correct Institution Code to re-fill the Institution Name with the correct Institution Name.

University of Arizona Global Campus

Program Name

2020 BPPE Annual Report - Program - Program Name

Display Instructions for #4 - #7 (Toggle)
Not Checked

4. Name of Program *

Public Administration

5. Program Level? Indicate the academic level of the program you are entering, (e.g., Doctorate, Masters, Bachelor, Associate, Diploma/Certificate, Other). If you indicate 'Other', please enter the Program Level in #5a. *

Master

6. Select the Classification of Instructional Programs (CIP) Code that applies to this educational program. Select from the dropdown list the code that most accurately corresponds to the educational program. (Optional)

7. Select all Standard Occupational Classification (SOC) Codes that apply to this program. Select all applicable codes from the dropdown list. (Optional)

Financial and Graduation

2020 BPPE Annual Report - Program - Financial Data and Graduation Rates

Display Instructions for #8 - #18 (Toggle)
Not Checked

8. Number of Degrees, Diplomas or
Certificates Awarded *
If none, indicate "0".

5

9. Total Charges for this Program *

\$30,390.00

10. The percentage of enrolled
students in the reporting year
receiving federal student loans to
pay for this program *

51

11. The percentage of graduates in
the reporting year who took out
federal student loans to pay for this
program *

61

12. Number of Students Who Began the Program *

If none, indicate "0".

16

13. Number of Students Available for Graduation *

If none, indicate "0".

16

14. Number of On-time Graduates *

If none, indicate "0".

5

15. Completion Rate

This is a calculated field based on #14 and #13.

31.25

16. 150% Graduates?

10

17. 150% Completion Rate

This is a calculated field based on #16 and #13.

62.5

18. Is the above data taken from the Integrated Postsecondary Education Data System (IPEDS) of the United States Department of Education? *

No

Placement Data

2020 BPPE Annual Report - Program - Placement Data

Display Instructions for #19 - #23 (Toggle)

Not Checked

19. Graduates Available for Employment *

If none, indicate "0".

5

20. Graduates Employed in the Field *

If none, indicate "0".

0

21. Placement Rate

This is a calculated field based on #17 and #18.

0

22. Graduates employed in the field...

22a. 20 to 29 hours per week *

If none, indicate "0".

0

22b. at least 30 hours per week *

If none, indicate "0".

0

23. Indicate the number of graduates employed...

23a. In a single position in the field of study *

If none, indicate "0".

0

23b. In concurrent aggregated positions in the field of study (2 or more positions at the same time) *

If none, indicate "0".

0

23c. Freelance/self-employed *

If none, indicate "0".

0

23d. By the institution or an employer owned by the institution, or an employer who shares ownership with the institution *

If none, indicate "0".

0

Allied Health

2020 BPPE Annual Report - Program - Allied Health Professionals

Display Instructions for #24-25 (Toggle)

Not Checked

24. Does this "Program" lead to a certificate or degree related to one or more of the following allied health professionals that requires clinical training? *

No

Exam Passage Rate

2020 BPPE Annual Report - Program - Exam Passage Rate

Display Instructions for #26 (Toggle)

Not Checked

26. Does this educational program lead to an occupation that requires State licensing? *

No

You have indicated "No" for question #22, please proceed to 'Salary Data'.

Salary Data

2020 BPPE Annual Report - Program - Salary Data

Display Instructions for #43-45 (Toggle)

Not Checked

43. Graduates Available for Employment

This field is auto-populated based on your entry in #17.

5

44. Graduates Employed in the Field

This field is auto-populated based on your entry in #18.

0

45. Graduates Employed in the Field Reported receiving the following Salary or Wage:

For graduates employed in the field, indicate their salaries/earnings below. **If there are none in any specific range, indicate "0."**

\$0 - \$5,000 *

0

\$10,001 - \$15,000 *

0

\$20,001 - \$25,000 *

0

\$30,001 - \$35,000 *

0

\$40,001 - \$45,000 *

0

\$50,001 - \$55,000 *

0

\$60,001 - \$65,000 *

0

\$70,001 - \$75,000 *

0

\$5,001 - \$10,000 *

0

\$15,001 - \$20,000 *

0

\$25,001 - \$30,000 *

0

\$35,001 - \$40,000 *

0

\$45,001 - \$50,000 *

0

\$55,001 - \$60,000 *

0

\$65,001 - \$70,000 *

0

\$75,001 - \$80,000 *

0

\$80,001 - \$85,000 *

0

\$90,001 - \$95,000 *

0

Over \$100,000 *

0

\$85,001 - \$90,000 *

0

\$95,001 - \$100,000 *

0

Institution Information



**Bureau for Private
Postsecondary Education**
Department of Consumer Affairs

2020 Annual Report Program Data Workflow

(Printer Friendly Annual Report Instructions Document)

2020 BPPE Annual Report - Program - Institution Data

Complete one Program Data Workflow for EACH educational program offered (advertised) by the institution in the reporting year. If an institution offers the same program at the main location and a branch location, combine the data together and submit one Program Data Workflow for the program being reported.

1. Report Year *

2020

2. Institution Code *

Enter valid Institution Code (main location). Only entry of valid Institution Code will auto-populate the read-only Institution Name field in question #3.

57064558

3. Institution Name (auto-populated) *

If a valid Institution Code is entered in question #2, the Institution Name will auto-populate. If incorrect Institution Code is entered, you must clear out the Code field in question #2, then enter the correct Institution Code to re-fill the Institution Name with the correct Institution Name.

University of Arizona Global Campus

Program Name

2020 BPPE Annual Report - Program - Program Name

Display Instructions for #4 - #7 (Toggle)

Not Checked

4. Name of Program *

Public Health

5. Program Level? Indicate the academic level of the program you are entering, (e.g., Doctorate, Masters, Bachelor, Associate, Diploma/Certificate, Other). If you indicate 'Other', please enter the Program Level in #5a. *

Master

6. Select the Classification of Instructional Programs (CIP) Code that applies to this educational program. Select from the dropdown list the code that most accurately corresponds to the educational program. (Optional)

7. Select all Standard Occupational Classification (SOC) Codes that apply to this program. Select all applicable codes from the dropdown list. (Optional)

Financial and Graduation

2020 BPPE Annual Report - Program - Financial Data and Graduation Rates

Display Instructions for #8 - #18 (Toggle)

Not Checked

8. Number of Degrees, Diplomas or Certificates Awarded *

If none, indicate "0".

2

9. Total Charges for this Program *

\$32,280.00

10. The percentage of enrolled students in the reporting year receiving federal student loans to pay for this program *

41

11. The percentage of graduates in the reporting year who took out federal student loans to pay for this program *

30

12. Number of Students Who Began the Program *

If none, indicate "0".

1

13. Number of Students Available for Graduation *

If none, indicate "0".

1

14. Number of On-time Graduates *

If none, indicate "0".

0

15. Completion Rate

This is a calculated field based on #14 and #13.

0

16. 150% Graduates?

0

17. 150% Completion Rate

This is a calculated field based on #16 and #13.

0

18. Is the above data taken from the Integrated Postsecondary Education Data System (IPEDS) of the United States Department of Education? *

No

Placement Data

2020 BPPE Annual Report - Program - Placement Data

Display Instructions for #19 - #23 (Toggle)

Not Checked

19. Graduates Available for Employment *

If none, indicate "0".

2

20. Graduates Employed in the Field *

If none, indicate "0".

0

21. Placement Rate

This is a calculated field based on #17 and #18.

0

22. Graduates employed in the field...

22a. 20 to 29 hours per week *

If none, indicate "0".

0

22b. at least 30 hours per week *

If none, indicate "0".

0

23. Indicate the number of graduates employed...

23a. In a single position in the field of study *

If none, indicate "0".

0

23b. In concurrent aggregated positions in the field of study (2 or more positions at the same time) *

If none, indicate "0".

0

23c. Freelance/self-employed *

If none, indicate "0".

0

23d. By the institution or an employer owned by the institution, or an employer who shares ownership with the institution *

If none, indicate "0".

0

Allied Health

2020 BPPE Annual Report - Program - Allied Health Professionals

Display Instructions for #24-25 (Toggle)

Not Checked

24. Does this "Program" lead to a certificate or degree related to one or more of the following allied health professionals that requires clinical training? *

No

Exam Passage Rate

2020 BPPE Annual Report - Program - Exam Passage Rate

Display Instructions for #26 (Toggle)

Not Checked

26. Does this educational program lead to an occupation that requires State licensing? *

No

You have indicated "No" for question #22, please proceed to 'Salary Data'.

Salary Data

2020 BPPE Annual Report - Program - Salary Data

Display Instructions for #43-45 (Toggle)
Not Checked

43. Graduates Available for Employment
This field is auto-populated based on your entry in #17.
2

44. Graduates Employed in the Field
This field is auto-populated based on your entry in #18.
0

45. Graduates Employed in the Field Reported receiving the following Salary or Wage:

For graduates employed in the field, indicate their salaries/earnings below. **If there are none in any specific range, indicate "0."**

\$0 - \$5,000 *	\$5,001 - \$10,000 *
0	0
\$10,001 - \$15,000 *	\$15,001 - \$20,000 *
0	0
\$20,001 - \$25,000 *	\$25,001 - \$30,000 *
0	0
\$30,001 - \$35,000 *	\$35,001 - \$40,000 *
0	0
\$40,001 - \$45,000 *	\$45,001 - \$50,000 *
0	0
\$50,001 - \$55,000 *	\$55,001 - \$60,000 *
0	0
\$60,001 - \$65,000 *	\$65,001 - \$70,000 *
0	0
\$70,001 - \$75,000 *	\$75,001 - \$80,000 *
0	0

\$80,001 - \$85,000 *

0

\$90,001 - \$95,000 *

0

Over \$100,000 *

0

\$85,001 - \$90,000 *

0

\$95,001 - \$100,000 *

0

Institution Information



**Bureau for Private
Postsecondary Education**
Department of Consumer Affairs

2020 Annual Report Program Data Workflow

(Printer Friendly Annual Report Instructions Document)

2020 BPPE Annual Report - Program - Institution Data

Complete one Program Data Workflow for EACH educational program offered (advertised) by the institution in the reporting year. If an institution offers the same program at the main location and a branch location, combine the data together and submit one Program Data Workflow for the program being reported.

1. Report Year *

2020

2. Institution Code *

Enter valid Institution Code (main location). Only entry of valid Institution Code will auto-populate the read-only Institution Name field in question #3.

57064558

3. Institution Name (auto-populated) *

If a valid Institution Code is entered in question #2, the Institution Name will auto-populate. If incorrect Institution Code is entered, you must clear out the Code field in question #2, then enter the correct Institution Code to re-fill the Institution Name with the correct Institution Name.

University of Arizona Global Campus

Program Name

2020 BPPE Annual Report - Program - Program Name

Display Instructions for #4 - #7 (Toggle)
Not Checked

4. Name of Program *

Criminal Justice

5. Program Level? Indicate the academic level of the program you are entering, (e.g., Doctorate, Masters, Bachelor, Associate, Diploma/Certificate, Other). If you indicate 'Other', please enter the Program Level in #5a. *

Master

6. Select the Classification of Instructional Programs (CIP) Code that applies to this educational program. Select from the dropdown list the code that most accurately corresponds to the educational program. (Optional)

7. Select all Standard Occupational Classification (SOC) Codes that apply to this program. Select all applicable codes from the dropdown list. (Optional)

Financial and Graduation

2020 BPPE Annual Report - Program - Financial Data and Graduation Rates

Display Instructions for #8 - #18 (Toggle)
Not Checked

8. Number of Degrees, Diplomas or Certificates Awarded *

If none, indicate "0".

10

9. Total Charges for this Program *

\$32,910.00

10. The percentage of enrolled students in the reporting year receiving federal student loans to pay for this program *

66

11. The percentage of graduates in the reporting year who took out federal student loans to pay for this program *

62

12. Number of Students Who Began the Program *

If none, indicate "0".

20

13. Number of Students Available for Graduation *

If none, indicate "0".

20

14. Number of On-time Graduates *

If none, indicate "0".

0

15. Completion Rate

This is a calculated field based on #14 and #13.

0

16. 150% Graduates?

7

17. 150% Completion Rate

This is a calculated field based on #16 and #13.

35

18. Is the above data taken from the Integrated Postsecondary Education Data System (IPEDS) of the United States Department of Education? *

No

Placement Data

2020 BPPE Annual Report - Program - Placement Data

Display Instructions for #19 - #23 (Toggle)

Not Checked

19. Graduates Available for Employment *

If none, indicate "0".

9

20. Graduates Employed in the Field *

If none, indicate "0".

5

21. Placement Rate

This is a calculated field based on #17 and #18.

55.55556

22. Graduates employed in the field...

22a. 20 to 29 hours per week *

If none, indicate "0".

0

22b. at least 30 hours per week *

If none, indicate "0".

5

23. Indicate the number of graduates employed...

23a. In a single position in the field of study *
If none, indicate "0".

5

23b. In concurrent aggregated positions in the field of
study (2 or more positions at the same time) *
If none, indicate "0".

0

23c. Freelance/self-employed *
If none, indicate "0".

0

23d. By the institution or an employer owned by the
institution, or an employer who shares ownership with
the institution *
If none, indicate "0".

0

Allied Health

2020 BPPE Annual Report - Program - Allied Health Professionals

Display Instructions for #24-25 (Toggle)

Not Checked

24. Does this "Program" lead to a certificate or degree related to one or more of the
following allied health professionals that requires clinical training? *

No

Exam Passage Rate

2020 BPPE Annual Report - Program - Exam Passage Rate

Display Instructions for #26 (Toggle)

Not Checked

26. Does this educational program lead to an occupation that requires State
licensing? *

No

You have indicated "No" for question #22, please proceed to 'Salary Data'.

Salary Data

2020 BPPE Annual Report - Program - Salary Data

Display Instructions for #43-45 (Toggle)

Not Checked

43. Graduates Available for Employment

This field is auto-populated based on your entry in #17.

9

44. Graduates Employed in the Field

This field is auto-populated based on your entry in #18.

5

45. Graduates Employed in the Field Reported receiving the following Salary or Wage:

For graduates employed in the field, indicate their salaries/earnings below. **If there are none in any specific range, indicate "0."**

\$0 - \$5,000 *	\$5,001 - \$10,000 *
0	0
\$10,001 - \$15,000 *	\$15,001 - \$20,000 *
0	0
\$20,001 - \$25,000 *	\$25,001 - \$30,000 *
0	0
\$30,001 - \$35,000 *	\$35,001 - \$40,000 *
0	0
\$40,001 - \$45,000 *	\$45,001 - \$50,000 *
1	0
\$50,001 - \$55,000 *	\$55,001 - \$60,000 *
0	0
\$60,001 - \$65,000 *	\$65,001 - \$70,000 *
0	0
\$70,001 - \$75,000 *	\$75,001 - \$80,000 *
0	0

\$80,001 - \$85,000 *

\$85,001 - \$90,000 *

0

0

\$90,001 - \$95,000 *

\$95,001 - \$100,000 *

0

0

Over \$100,000 *

2

Institution Information



**Bureau for Private
Postsecondary Education**
Department of Consumer Affairs

2020 Annual Report Program Data Workflow

(Printer Friendly Annual Report Instructions Document)

2020 BPPE Annual Report - Program - Institution Data

Complete one Program Data Workflow for EACH educational program offered (advertised) by the institution in the reporting year. If an institution offers the same program at the main location and a branch location, combine the data together and submit one Program Data Workflow for the program being reported.

1. Report Year *

2020

2. Institution Code *

Enter valid Institution Code (main location). Only entry of valid Institution Code will auto-populate the read-only Institution Name field in question #3.

57064558

3. Institution Name (auto-populated) *

If a valid Institution Code is entered in question #2, the Institution Name will auto-populate. If incorrect Institution Code is entered, you must clear out the Code field in question #2, then enter the correct Institution Code to re-fill the Institution Name with the correct Institution Name.

University of Arizona Global Campus

Program Name

2020 BPPE Annual Report - Program - Program Name

Display Instructions for #4 - #7 (Toggle)

Not Checked

4. Name of Program *

Finance

5. Program Level? Indicate the academic level of the program you are entering, (e.g., Doctorate, Masters, Bachelor, Associate, Diploma/Certificate, Other). If you indicate 'Other', please enter the Program Level in #5a. *

Master

6. Select the Classification of Instructional Programs (CIP) Code that applies to this educational program. Select from the dropdown list the code that most accurately corresponds to the educational program. (Optional)

7. Select all Standard Occupational Classification (SOC) Codes that apply to this program. Select all applicable codes from the dropdown list. (Optional)

Financial and Graduation

2020 BPPE Annual Report - Program - Financial Data and Graduation Rates

Display Instructions for #8 - #18 (Toggle)

Not Checked

8. Number of Degrees, Diplomas or
Certificates Awarded *

If none, indicate "0".

3

9. Total Charges for this Program *

\$32,910.00

10. The percentage of enrolled
students in the reporting year
receiving federal student loans to
pay for this program *

20

11. The percentage of graduates in
the reporting year who took out
federal student loans to pay for this
program *

9

12. Number of Students Who Began the Program *

If none, indicate "0".

0

13. Number of Students Available for Graduation *

If none, indicate "0".

0

14. Number of On-time Graduates *

If none, indicate "0".

0

15. Completion Rate

This is a calculated field based on #14 and #13.

16. 150% Graduates?

0

17. 150% Completion Rate

This is a calculated field based on #16 and #13.

18. Is the above data taken from the Integrated Postsecondary Education Data System (IPEDS) of the United States Department of Education? *

No

Placement Data

2020 BPPE Annual Report - Program - Placement Data

Display Instructions for #19 - #23 (Toggle)

Not Checked

19. Graduates Available for Employment *

If none, indicate "0".

3

20. Graduates Employed in the Field *

If none, indicate "0".

1

21. Placement Rate

This is a calculated field based on #17 and #18.

33.33333

22. Graduates employed in the field...

22a. 20 to 29 hours per week *

If none, indicate "0".

0

22b. at least 30 hours per week *

If none, indicate "0".

1

23. Indicate the number of graduates employed...

23a. In a single position in the field of study *

If none, indicate "0".

1

23b. In concurrent aggregated positions in the field of study (2 or more positions at the same time) *

If none, indicate "0".

0

23c. Freelance/self-employed *

If none, indicate "0".

0

23d. By the institution or an employer owned by the institution, or an employer who shares ownership with the institution *

If none, indicate "0".

0

Allied Health

2020 BPPE Annual Report - Program - Allied Health Professionals

Display Instructions for #24-25 (Toggle)

Not Checked

24. Does this "Program" lead to a certificate or degree related to one or more of the following allied health professionals that requires clinical training? *

No

Exam Passage Rate

2020 BPPE Annual Report - Program - Exam Passage Rate

Display Instructions for #26 (Toggle)

Not Checked

26. Does this educational program lead to an occupation that requires State licensing? *

No

You have indicated "No" for question #22, please proceed to 'Salary Data'.

Salary Data

2020 BPPE Annual Report - Program - Salary Data

Display Instructions for #43-45 (Toggle)

Not Checked

43. Graduates Available for Employment

This field is auto-populated based on your entry in #17.

3

44. Graduates Employed in the Field

This field is auto-populated based on your entry in #18.

1

45. Graduates Employed in the Field Reported receiving the following Salary or Wage:

For graduates employed in the field, indicate their salaries/earnings below. **If there are none in any specific range, indicate "0."**

\$0 - \$5,000 *	\$5,001 - \$10,000 *
0	0
\$10,001 - \$15,000 *	\$15,001 - \$20,000 *
0	0
\$20,001 - \$25,000 *	\$25,001 - \$30,000 *
0	0
\$30,001 - \$35,000 *	\$35,001 - \$40,000 *
0	0
\$40,001 - \$45,000 *	\$45,001 - \$50,000 *
0	0
\$50,001 - \$55,000 *	\$55,001 - \$60,000 *
0	0
\$60,001 - \$65,000 *	\$65,001 - \$70,000 *
0	0
\$70,001 - \$75,000 *	\$75,001 - \$80,000 *
1	0

\$80,001 - \$85,000 *

0

\$90,001 - \$95,000 *

0

Over \$100,000 *

0

\$85,001 - \$90,000 *

0

\$95,001 - \$100,000 *

0

Institution Information



**Bureau for Private
Postsecondary Education**
Department of Consumer Affairs

2020 Annual Report Program Data Workflow

(Printer Friendly Annual Report Instructions Document)

2020 BPPE Annual Report - Program - Institution Data

Complete one Program Data Workflow for EACH educational program offered (advertised) by the institution in the reporting year. If an institution offers the same program at the main location and a branch location, combine the data together and submit one Program Data Workflow for the program being reported.

1. Report Year *

2020

2. Institution Code *

Enter valid Institution Code (main location). Only entry of valid Institution Code will auto-populate the read-only Institution Name field in question #3.

57064558

3. Institution Name (auto-populated) *

If a valid Institution Code is entered in question #2, the Institution Name will auto-populate. If incorrect Institution Code is entered, you must clear out the Code field in question #2, then enter the correct Institution Code to re-fill the Institution Name with the correct Institution Name.

University of Arizona Global Campus

Program Name

2020 BPPE Annual Report - Program - Program Name

Display Instructions for #4 - #7 (Toggle)

Not Checked

4. Name of Program *

Health Informatics and Analytics

5. Program Level? Indicate the academic level of the program you are entering, (e.g., Doctorate, Masters, Bachelor, Associate, Diploma/Certificate, Other). If you indicate 'Other', please enter the Program Level in #5a. *

Master

6. Select the Classification of Instructional Programs (CIP) Code that applies to this educational program. Select from the dropdown list the code that most accurately corresponds to the educational program. (Optional)

7. Select all Standard Occupational Classification (SOC) Codes that apply to this program. Select all applicable codes from the dropdown list. (Optional)

Financial and Graduation

2020 BPPE Annual Report - Program - Financial Data and Graduation Rates

Display Instructions for #8 - #18 (Toggle)

Not Checked

8. Number of Degrees, Diplomas or Certificates Awarded *

If none, indicate "0".

0

9. Total Charges for this Program *

\$32,910.00

10. The percentage of enrolled students in the reporting year receiving federal student loans to pay for this program *

25

11. The percentage of graduates in the reporting year who took out federal student loans to pay for this program *

0

12. Number of Students Who Began the Program *

If none, indicate "0".

0

13. Number of Students Available for Graduation *

If none, indicate "0".

0

14. Number of On-time Graduates *

If none, indicate "0".

0

15. Completion Rate

This is a calculated field based on #14 and #13.

16. 150% Graduates?

0

17. 150% Completion Rate

This is a calculated field based on #16 and #13.

18. Is the above data taken from the Integrated Postsecondary Education Data System (IPEDS) of the United States Department of Education? *

No

Placement Data

2020 BPPE Annual Report - Program - Placement Data

Display Instructions for #19 - #23 (Toggle)

Not Checked

19. Graduates Available for Employment *

If none, indicate "0".

0

20. Graduates Employed in the Field *

If none, indicate "0".

0

21. Placement Rate

This is a calculated field based on #17 and #18.

22. Graduates employed in the field...

22a. 20 to 29 hours per week *

If none, indicate "0".

0

22b. at least 30 hours per week *

If none, indicate "0".

0

23. Indicate the number of graduates employed...

23a. In a single position in the field of study *

If none, indicate "0".

0

23b. In concurrent aggregated positions in the field of study (2 or more positions at the same time) *

If none, indicate "0".

0

23c. Freelance/self-employed *

If none, indicate "0".

0

23d. By the institution or an employer owned by the institution, or an employer who shares ownership with the institution *

If none, indicate "0".

0

Allied Health

2020 BPPE Annual Report - Program - Allied Health Professionals

Display Instructions for #24-25 (Toggle)

Not Checked

24. Does this "Program" lead to a certificate or degree related to one or more of the following allied health professionals that requires clinical training? *

No

Exam Passage Rate

2020 BPPE Annual Report - Program - Exam Passage Rate

Display Instructions for #26 (Toggle)

Not Checked

26. Does this educational program lead to an occupation that requires State licensing? *

No

You have indicated "No" for question #22, please proceed to 'Salary Data'.

Salary Data

2020 BPPE Annual Report - Program - Salary Data

Display Instructions for #43-45 (Toggle)
Not Checked

43. Graduates Available for Employment
This field is auto-populated based on your entry in #17.
0

44. Graduates Employed in the Field
This field is auto-populated based on your entry in #18.
0

45. Graduates Employed in the Field Reported receiving the following Salary or Wage:

For graduates employed in the field, indicate their salaries/earnings below. **If there are none in any specific range, indicate "0."**

\$0 - \$5,000 *	\$5,001 - \$10,000 *
0	0
\$10,001 - \$15,000 *	\$15,001 - \$20,000 *
0	0
\$20,001 - \$25,000 *	\$25,001 - \$30,000 *
0	0
\$30,001 - \$35,000 *	\$35,001 - \$40,000 *
0	0
\$40,001 - \$45,000 *	\$45,001 - \$50,000 *
0	0
\$50,001 - \$55,000 *	\$55,001 - \$60,000 *
0	0
\$60,001 - \$65,000 *	\$65,001 - \$70,000 *
0	0
\$70,001 - \$75,000 *	\$75,001 - \$80,000 *
0	0

\$80,001 - \$85,000 *

\$85,001 - \$90,000 *

0

0

\$90,001 - \$95,000 *

\$95,001 - \$100,000 *

0

0

Over \$100,000 *

0

Institution Information



**Bureau for Private
Postsecondary Education**
Department of Consumer Affairs

2020 Annual Report Program Data Workflow

(Printer Friendly Annual Report Instructions Document)

2020 BPPE Annual Report - Program - Institution Data

Complete one Program Data Workflow for EACH educational program offered (advertised) by the institution in the reporting year. If an institution offers the same program at the main location and a branch location, combine the data together and submit one Program Data Workflow for the program being reported.

1. Report Year *

2020

2. Institution Code *

Enter valid Institution Code (main location). Only entry of valid Institution Code will auto-populate the read-only Institution Name field in question #3.

57064558

3. Institution Name (auto-populated) *

If a valid Institution Code is entered in question #2, the Institution Name will auto-populate. If incorrect Institution Code is entered, you must clear out the Code field in question #2, then enter the correct Institution Code to re-fill the Institution Name with the correct Institution Name.

University of Arizona Global Campus

Program Name

2020 BPPE Annual Report - Program - Program Name

Display Instructions for #4 - #7 (Toggle)

Not Checked

4. Name of Program *

Instructional Design and Technology

5. Program Level? Indicate the academic level of the program you are entering, (e.g., Doctorate, Masters, Bachelor, Associate, Diploma/Certificate, Other). If you indicate 'Other', please enter the Program Level in #5a. *

Master

6. Select the Classification of Instructional Programs (CIP) Code that applies to this educational program. Select from the dropdown list the code that most accurately corresponds to the educational program. (Optional)

7. Select all Standard Occupational Classification (SOC) Codes that apply to this program. Select all applicable codes from the dropdown list. (Optional)

Financial and Graduation

2020 BPPE Annual Report - Program - Financial Data and Graduation Rates

Display Instructions for #8 - #18 (Toggle)

Not Checked

8. Number of Degrees, Diplomas or
Certificates Awarded *

If none, indicate "0".

1

9. Total Charges for this Program *

\$27,690.00

10. The percentage of enrolled
students in the reporting year
receiving federal student loans to
pay for this program *

41

11. The percentage of graduates in
the reporting year who took out
federal student loans to pay for this
program *

27

12. Number of Students Who Began the Program *

If none, indicate "0".

0

13. Number of Students Available for Graduation *

If none, indicate "0".

0

14. Number of On-time Graduates *

If none, indicate "0".

0

15. Completion Rate

This is a calculated field based on #14 and #13.

16. 150% Graduates?

0

17. 150% Completion Rate

This is a calculated field based on #16 and #13.

18. Is the above data taken from the Integrated Postsecondary Education Data System (IPEDS) of the United States Department of Education? *

No

Placement Data

2020 BPPE Annual Report - Program - Placement Data

Display Instructions for #19 - #23 (Toggle)

Not Checked

19. Graduates Available for Employment *

If none, indicate "0".

1

20. Graduates Employed in the Field *

If none, indicate "0".

1

21. Placement Rate

This is a calculated field based on #17 and #18.

100

22. Graduates employed in the field...

22a. 20 to 29 hours per week *

If none, indicate "0".

0

22b. at least 30 hours per week *

If none, indicate "0".

1

23. Indicate the number of graduates employed...

23a. In a single position in the field of study *

If none, indicate "0".

1

23b. In concurrent aggregated positions in the field of study (2 or more positions at the same time) *

If none, indicate "0".

0

23c. Freelance/self-employed *

If none, indicate "0".

0

23d. By the institution or an employer owned by the institution, or an employer who shares ownership with the institution *

If none, indicate "0".

0

Allied Health

2020 BPPE Annual Report - Program - Allied Health Professionals

Display Instructions for #24-25 (Toggle)

Not Checked

24. Does this "Program" lead to a certificate or degree related to one or more of the following allied health professionals that requires clinical training? *

No

Exam Passage Rate

2020 BPPE Annual Report - Program - Exam Passage Rate

Display Instructions for #26 (Toggle)

Not Checked

26. Does this educational program lead to an occupation that requires State licensing? *

No

You have indicated "No" for question #22, please proceed to 'Salary Data'.

Salary Data

2020 BPPE Annual Report - Program - Salary Data

Display Instructions for #43-45 (Toggle)
Not Checked

43. Graduates Available for Employment
This field is auto-populated based on your entry in #17.
1

44. Graduates Employed in the Field
This field is auto-populated based on your entry in #18.
1

45. Graduates Employed in the Field Reported receiving the following Salary or Wage:

For graduates employed in the field, indicate their salaries/earnings below. **If there are none in any specific range, indicate "0."**

\$0 - \$5,000 *	\$5,001 - \$10,000 *
0	0
\$10,001 - \$15,000 *	\$15,001 - \$20,000 *
0	0
\$20,001 - \$25,000 *	\$25,001 - \$30,000 *
0	0
\$30,001 - \$35,000 *	\$35,001 - \$40,000 *
0	0
\$40,001 - \$45,000 *	\$45,001 - \$50,000 *
0	0
\$50,001 - \$55,000 *	\$55,001 - \$60,000 *
0	0
\$60,001 - \$65,000 *	\$65,001 - \$70,000 *
0	0
\$70,001 - \$75,000 *	\$75,001 - \$80,000 *
0	0

\$80,001 - \$85,000 *

\$85,001 - \$90,000 *

0

0

\$90,001 - \$95,000 *

\$95,001 - \$100,000 *

0

0

Over \$100,000 *

0

Institution Information



**Bureau for Private
Postsecondary Education**
Department of Consumer Affairs

2020 Annual Report Program Data Workflow

(Printer Friendly Annual Report Instructions Document)

2020 BPPE Annual Report - Program - Institution Data

Complete one Program Data Workflow for EACH educational program offered (advertised) by the institution in the reporting year. If an institution offers the same program at the main location and a branch location, combine the data together and submit one Program Data Workflow for the program being reported.

1. Report Year *

2020

2. Institution Code *

Enter valid Institution Code (main location). Only entry of valid Institution Code will auto-populate the read-only Institution Name field in question #3.

57064558

3. Institution Name (auto-populated) *

If a valid Institution Code is entered in question #2, the Institution Name will auto-populate. If incorrect Institution Code is entered, you must clear out the Code field in question #2, then enter the correct Institution Code to re-fill the Institution Name with the correct Institution Name.

University of Arizona Global Campus

Program Name

2020 BPPE Annual Report - Program - Program Name

Display Instructions for #4 - #7 (Toggle)
Not Checked

4. Name of Program *

Technology Management

5. Program Level? Indicate the academic level of the program you are entering, (e.g., Doctorate, Masters, Bachelor, Associate, Diploma/Certificate, Other). If you indicate 'Other', please enter the Program Level in #5a. *

Master

6. Select the Classification of Instructional Programs (CIP) Code that applies to this educational program. Select from the dropdown list the code that most accurately corresponds to the educational program. (Optional)

7. Select all Standard Occupational Classification (SOC) Codes that apply to this program. Select all applicable codes from the dropdown list. (Optional)

Financial and Graduation

2020 BPPE Annual Report - Program - Financial Data and Graduation Rates

Display Instructions for #8 - #18 (Toggle)
Not Checked

8. Number of Degrees, Diplomas or
Certificates Awarded *
If none, indicate "0".

3

9. Total Charges for this Program *
\$30,390.00

10. The percentage of enrolled
students in the reporting year
receiving federal student loans to
pay for this program *

7

11. The percentage of graduates in
the reporting year who took out
federal student loans to pay for this
program *

0

12. Number of Students Who Began the Program *

If none, indicate "0".

0

13. Number of Students Available for Graduation *

If none, indicate "0".

0

14. Number of On-time Graduates *

If none, indicate "0".

0

15. Completion Rate

This is a calculated field based on #14 and #13.

16. 150% Graduates?

0

17. 150% Completion Rate

This is a calculated field based on #16 and #13.

18. Is the above data taken from the Integrated Postsecondary Education Data System (IPEDS) of the United States Department of Education? *

No

Placement Data

2020 BPPE Annual Report - Program - Placement Data

Display Instructions for #19 - #23 (Toggle)

Not Checked

19. Graduates Available for Employment *

If none, indicate "0".

3

20. Graduates Employed in the Field *

If none, indicate "0".

1

21. Placement Rate

This is a calculated field based on #17 and #18.

33.33333

22. Graduates employed in the field...

22a. 20 to 29 hours per week *

If none, indicate "0".

0

22b. at least 30 hours per week *

If none, indicate "0".

1

23. Indicate the number of graduates employed...

23a. In a single position in the field of study *

If none, indicate "0".

1

23b. In concurrent aggregated positions in the field of study (2 or more positions at the same time) *

If none, indicate "0".

0

23c. Freelance/self-employed *

If none, indicate "0".

0

23d. By the institution or an employer owned by the institution, or an employer who shares ownership with the institution *

If none, indicate "0".

0

Allied Health

2020 BPPE Annual Report - Program - Allied Health Professionals

Display Instructions for #24-25 (Toggle)

Not Checked

24. Does this "Program" lead to a certificate or degree related to one or more of the following allied health professionals that requires clinical training? *

No

Exam Passage Rate

2020 BPPE Annual Report - Program - Exam Passage Rate

Display Instructions for #26 (Toggle)

Not Checked

26. Does this educational program lead to an occupation that requires State licensing? *

No

You have indicated "No" for question #22, please proceed to 'Salary Data'.

Salary Data

2020 BPPE Annual Report - Program - Salary Data

Display Instructions for #43-45 (Toggle)

Not Checked

43. Graduates Available for Employment

This field is auto-populated based on your entry in #17.

3

44. Graduates Employed in the Field

This field is auto-populated based on your entry in #18.

1

45. Graduates Employed in the Field Reported receiving the following Salary or Wage:

For graduates employed in the field, indicate their salaries/earnings below. **If there are none in any specific range, indicate "0."**

\$0 - \$5,000 *	\$5,001 - \$10,000 *
0	0
\$10,001 - \$15,000 *	\$15,001 - \$20,000 *
0	0
\$20,001 - \$25,000 *	\$25,001 - \$30,000 *
0	0
\$30,001 - \$35,000 *	\$35,001 - \$40,000 *
0	0
\$40,001 - \$45,000 *	\$45,001 - \$50,000 *
0	0
\$50,001 - \$55,000 *	\$55,001 - \$60,000 *
0	0
\$60,001 - \$65,000 *	\$65,001 - \$70,000 *
0	0
\$70,001 - \$75,000 *	\$75,001 - \$80,000 *
0	0

\$80,001 - \$85,000 *

0

\$90,001 - \$95,000 *

0

Over \$100,000 *


0

\$85,001 - \$90,000 *

0

\$95,001 - \$100,000 *

0



Institution Information



**Bureau for Private
Postsecondary Education**
Department of Consumer Affairs

2020 Annual Report Program Data Workflow

(Printer Friendly Annual Report Instructions Document)

2020 BPPE Annual Report - Program - Institution Data

Complete one Program Data Workflow for EACH educational program offered (advertised) by the institution in the reporting year. If an institution offers the same program at the main location and a branch location, combine the data together and submit one Program Data Workflow for the program being reported.

1. Report Year *

2020

2. Institution Code *

Enter valid Institution Code (main location). Only entry of valid Institution Code will auto-populate the read-only Institution Name field in question #3.

57064558

3. Institution Name (auto-populated) *

If a valid Institution Code is entered in question #2, the Institution Name will auto-populate. If incorrect Institution Code is entered, you must clear out the Code field in question #2, then enter the correct Institution Code to re-fill the Institution Name with the correct Institution Name.

University of Arizona Global Campus

Program Name

2020 BPPE Annual Report - Program - Program Name

Display Instructions for #4 - #7 (Toggle)
Not Checked

4. Name of Program *

Education

5. Program Level? Indicate the academic level of the program you are entering, (e.g., Doctorate, Masters, Bachelor, Associate, Diploma/Certificate, Other). If you indicate 'Other', please enter the Program Level in #5a. *

Doctorate

6. Select the Classification of Instructional Programs (CIP) Code that applies to this educational program. Select from the dropdown list the code that most accurately corresponds to the educational program. (Optional)

7. Select all Standard Occupational Classification (SOC) Codes that apply to this program. Select all applicable codes from the dropdown list. (Optional)

Financial and Graduation

2020 BPPE Annual Report - Program - Financial Data and Graduation Rates

Display Instructions for #8 - #18 (Toggle)
Not Checked

8. Number of Degrees, Diplomas or Certificates Awarded *

If none, indicate "0".

0

9. Total Charges for this Program *

\$72,238.00

10. The percentage of enrolled students in the reporting year receiving federal student loans to pay for this program *

63

11. The percentage of graduates in the reporting year who took out federal student loans to pay for this program *

40

12. Number of Students Who Began the Program *

If none, indicate "0".

0

13. Number of Students Available for Graduation *

If none, indicate "0".

0

14. Number of On-time Graduates *

If none, indicate "0".

0

15. Completion Rate

This is a calculated field based on #14 and #13.

16. 150% Graduates?

17. 150% Completion Rate

This is a calculated field based on #16 and #13.

18. Is the above data taken from the Integrated Postsecondary Education Data System (IPEDS) of the United States Department of Education? *

No

Placement Data

2020 BPPE Annual Report - Program - Placement Data

Display Instructions for #19 - #23 (Toggle)

Not Checked

19. Graduates Available for Employment *

If none, indicate "0".

0

20. Graduates Employed in the Field *

If none, indicate "0".

0

21. Placement Rate

This is a calculated field based on #17 and #18.

22. Graduates employed in the field...

22a. 20 to 29 hours per week *

If none, indicate "0".

0

22b. at least 30 hours per week *

If none, indicate "0".

0

23. Indicate the number of graduates employed...

23a. In a single position in the field of study *

If none, indicate "0".

0

23b. In concurrent aggregated positions in the field of study (2 or more positions at the same time) *

If none, indicate "0".

0

23c. Freelance/self-employed *

If none, indicate "0".

0

23d. By the institution or an employer owned by the institution, or an employer who shares ownership with the institution *

If none, indicate "0".

0

Allied Health

2020 BPPE Annual Report - Program - Allied Health Professionals

Display Instructions for #24-25 (Toggle)

Not Checked

24. Does this "Program" lead to a certificate or degree related to one or more of the following allied health professionals that requires clinical training? *

No

Exam Passage Rate

2020 BPPE Annual Report - Program - Exam Passage Rate

Display Instructions for #26 (Toggle)

Not Checked

26. Does this educational program lead to an occupation that requires State licensing? *

No

You have indicated "No" for question #22, please proceed to 'Salary Data'.

Salary Data

2020 BPPE Annual Report - Program - Salary Data

Display Instructions for #43-45 (Toggle)

Not Checked

43. Graduates Available for Employment

This field is auto-populated based on your entry in #17.

0

44. Graduates Employed in the Field

This field is auto-populated based on your entry in #18.

0

45. Graduates Employed in the Field Reported receiving the following Salary or Wage:

For graduates employed in the field, indicate their salaries/earnings below. **If there are none in any specific range, indicate "0."**

\$0 - \$5,000 *

0

\$10,001 - \$15,000 *

0

\$20,001 - \$25,000 *

0

\$30,001 - \$35,000 *

0

\$40,001 - \$45,000 *

0

\$50,001 - \$55,000 *

0

\$60,001 - \$65,000 *

0

\$70,001 - \$75,000 *

0

\$5,001 - \$10,000 *

0

\$15,001 - \$20,000 *

0

\$25,001 - \$30,000 *

0

\$35,001 - \$40,000 *

0

\$45,001 - \$50,000 *

0

\$55,001 - \$60,000 *

0

\$65,001 - \$70,000 *

0

\$75,001 - \$80,000 *

0

\$80,001 - \$85,000 *

0

\$90,001 - \$95,000 *

0

Over \$100,000 *

0

\$85,001 - \$90,000 *

0

\$95,001 - \$100,000 *

0

Institution Information



**Bureau for Private
Postsecondary Education**
Department of Consumer Affairs

2020 Annual Report Program Data Workflow

(Printer Friendly Annual Report Instructions Document)

2020 BPPE Annual Report - Program - Institution Data

Complete one Program Data Workflow for EACH educational program offered (advertised) by the institution in the reporting year. If an institution offers the same program at the main location and a branch location, combine the data together and submit one Program Data Workflow for the program being reported.

1. Report Year *

2020

2. Institution Code *

Enter valid Institution Code (main location). Only entry of valid Institution Code will auto-populate the read-only Institution Name field in question #3.

57064558

3. Institution Name (auto-populated) *

If a valid Institution Code is entered in question #2, the Institution Name will auto-populate. If incorrect Institution Code is entered, you must clear out the Code field in question #2, then enter the correct Institution Code to re-fill the Institution Name with the correct Institution Name.

University of Arizona Global Campus

Program Name

2020 BPPE Annual Report - Program - Program Name

Display Instructions for #4 - #7 (Toggle)
Not Checked

4. Name of Program *
Human Services

5. Program Level? Indicate the academic level of the program you are entering, (e.g., Doctorate, Masters, Bachelor, Associate, Diploma/Certificate, Other). If you indicate 'Other', please enter the Program Level in #5a. *
Doctorate

6. Select the Classification of Instructional Programs (CIP) Code that applies to this educational program. Select from the dropdown list the code that most accurately corresponds to the educational program. (Optional)

7. Select all Standard Occupational Classification (SOC) Codes that apply to this program. Select all applicable codes from the dropdown list. (Optional)

Financial and Graduation

2020 BPPE Annual Report - Program - Financial Data and Graduation Rates

Display Instructions for #8 - #18 (Toggle)
Not Checked

8. Number of Degrees, Diplomas or Certificates Awarded *
If none, indicate "0".

0

9. Total Charges for this Program *
\$76,384.00

10. The percentage of enrolled students in the reporting year receiving federal student loans to pay for this program *
52

11. The percentage of graduates in the reporting year who took out federal student loans to pay for this program *
25

12. Number of Students Who Began the Program *

If none, indicate "0".

0

13. Number of Students Available for Graduation *

If none, indicate "0".

0

14. Number of On-time Graduates *

If none, indicate "0".

0

15. Completion Rate

This is a calculated field based on #14 and #13.

16. 150% Graduates?

17. 150% Completion Rate

This is a calculated field based on #16 and #13.

18. Is the above data taken from the Integrated Postsecondary Education Data System (IPEDS) of the United States Department of Education? *

No

Placement Data

2020 BPPE Annual Report - Program - Placement Data

Display Instructions for #19 - #23 (Toggle)

Not Checked

19. Graduates Available for Employment *

If none, indicate "0".

0

20. Graduates Employed in the Field *

If none, indicate "0".

0

21. Placement Rate

This is a calculated field based on #17 and #18.

22. Graduates employed in the field...

22a. 20 to 29 hours per week *

If none, indicate "0".

0

22b. at least 30 hours per week *

If none, indicate "0".

0

23. Indicate the number of graduates employed...

23a. In a single position in the field of study *

If none, indicate "0".

0

23b. In concurrent aggregated positions in the field of study (2 or more positions at the same time) *

If none, indicate "0".

0

23c. Freelance/self-employed *

If none, indicate "0".

0

23d. By the institution or an employer owned by the institution, or an employer who shares ownership with the institution *

If none, indicate "0".

0

Allied Health

2020 BPPE Annual Report - Program - Allied Health Professionals

Display Instructions for #24-25 (Toggle)

Not Checked

24. Does this "Program" lead to a certificate or degree related to one or more of the following allied health professionals that requires clinical training? *

No

Exam Passage Rate

2020 BPPE Annual Report - Program - Exam Passage Rate

Display Instructions for #26 (Toggle)

Not Checked

26. Does this educational program lead to an occupation that requires State licensing? *

No

You have indicated "No" for question #22, please proceed to 'Salary Data'.

Salary Data

2020 BPPE Annual Report - Program - Salary Data

Display Instructions for #43-45 (Toggle)
Not Checked

43. Graduates Available for Employment
This field is auto-populated based on your entry in #17.
0

44. Graduates Employed in the Field
This field is auto-populated based on your entry in #18.
0

45. Graduates Employed in the Field Reported receiving the following Salary or Wage:

For graduates employed in the field, indicate their salaries/earnings below. **If there are none in any specific range, indicate "0."**

\$0 - \$5,000 *	\$5,001 - \$10,000 *
0	0
\$10,001 - \$15,000 *	\$15,001 - \$20,000 *
0	0
\$20,001 - \$25,000 *	\$25,001 - \$30,000 *
0	0
\$30,001 - \$35,000 *	\$35,001 - \$40,000 *
0	0
\$40,001 - \$45,000 *	\$45,001 - \$50,000 *
0	0
\$50,001 - \$55,000 *	\$55,001 - \$60,000 *
0	0
\$60,001 - \$65,000 *	\$65,001 - \$70,000 *
0	0
\$70,001 - \$75,000 *	\$75,001 - \$80,000 *
0	0

\$80,001 - \$85,000 *

0

\$90,001 - \$95,000 *

0

Over \$100,000 *

0

\$85,001 - \$90,000 *

0

\$95,001 - \$100,000 *

0

Institution Information



**Bureau for Private
Postsecondary Education**
Department of Consumer Affairs

2020 Annual Report Program Data Workflow

(Printer Friendly Annual Report Instructions Document)

2020 BPPE Annual Report - Program - Institution Data

Complete one Program Data Workflow for EACH educational program offered (advertised) by the institution in the reporting year. If an institution offers the same program at the main location and a branch location, combine the data together and submit one Program Data Workflow for the program being reported.

1. Report Year *

2020

2. Institution Code *

Enter valid Institution Code (main location). Only entry of valid Institution Code will auto-populate the read-only Institution Name field in question #3.

57064558

3. Institution Name (auto-populated) *

If a valid Institution Code is entered in question #2, the Institution Name will auto-populate. If incorrect Institution Code is entered, you must clear out the Code field in question #2, then enter the correct Institution Code to re-fill the Institution Name with the correct Institution Name.

University of Arizona Global Campus

Program Name

2020 BPPE Annual Report - Program - Program Name

Display Instructions for #4 - #7 (Toggle)
Not Checked

4. Name of Program *

Organizational Development and Leadership

5. Program Level? Indicate the academic level of the program you are entering, (e.g., Doctorate, Masters, Bachelor, Associate, Diploma/Certificate, Other). If you indicate 'Other', please enter the Program Level in #5a. *

Doctorate

6. Select the Classification of Instructional Programs (CIP) Code that applies to this educational program. Select from the dropdown list the code that most accurately corresponds to the educational program. (Optional)

7. Select all Standard Occupational Classification (SOC) Codes that apply to this program. Select all applicable codes from the dropdown list. (Optional)

Financial and Graduation

2020 BPPE Annual Report - Program - Financial Data and Graduation Rates

Display Instructions for #8 - #18 (Toggle)
Not Checked

8. Number of Degrees, Diplomas or
Certificates Awarded *
If none, indicate "0".

2

9. Total Charges for this Program *

\$82,876.00

10. The percentage of enrolled
students in the reporting year
receiving federal student loans to
pay for this program *

55

11. The percentage of graduates in
the reporting year who took out
federal student loans to pay for this
program *

32

12. Number of Students Who Began the Program *

If none, indicate "0".

0

13. Number of Students Available for Graduation *

If none, indicate "0".

0

14. Number of On-time Graduates *

If none, indicate "0".

0

15. Completion Rate

This is a calculated field based on #14 and #13.

17. 150% Completion Rate

This is a calculated field based on #16 and #13.

16. 150% Graduates?

18. Is the above data taken from the Integrated Postsecondary Education Data System (IPEDS) of the United States Department of Education? *

No

Placement Data

2020 BPPE Annual Report - Program - Placement Data

Display Instructions for #19 - #23 (Toggle)

Not Checked

19. Graduates Available for Employment *

If none, indicate "0".

2

20. Graduates Employed in the Field *

If none, indicate "0".

1

21. Placement Rate

This is a calculated field based on #17 and #18.

50

22. Graduates employed in the field...

22a. 20 to 29 hours per week *

If none, indicate "0".

0

22b. at least 30 hours per week *

If none, indicate "0".

1

23. Indicate the number of graduates employed...

23a. In a single position in the field of study *

If none, indicate "0".

1

23b. In concurrent aggregated positions in the field of study (2 or more positions at the same time) *

If none, indicate "0".

0

23c. Freelance/self-employed *

If none, indicate "0".

0

23d. By the institution or an employer owned by the institution, or an employer who shares ownership with the institution *

If none, indicate "0".

0

Allied Health

2020 BPPE Annual Report - Program - Allied Health Professionals

Display Instructions for #24-25 (Toggle)

Not Checked

24. Does this "Program" lead to a certificate or degree related to one or more of the following allied health professionals that requires clinical training? *

No

Exam Passage Rate

2020 BPPE Annual Report - Program - Exam Passage Rate

Display Instructions for #26 (Toggle)

Not Checked

26. Does this educational program lead to an occupation that requires State licensing? *

No

You have indicated "No" for question #22, please proceed to 'Salary Data'.

Salary Data

2020 BPPE Annual Report - Program - Salary Data

Display Instructions for #43-45 (Toggle)
Not Checked

43. Graduates Available for Employment
This field is auto-populated based on your entry in #17.
2

44. Graduates Employed in the Field
This field is auto-populated based on your entry in #18.
1

45. Graduates Employed in the Field Reported receiving the following Salary or Wage:

For graduates employed in the field, indicate their salaries/earnings below. **If there are none in any specific range, indicate "0."**

\$0 - \$5,000 *	\$5,001 - \$10,000 *
0	0
\$10,001 - \$15,000 *	\$15,001 - \$20,000 *
0	0
\$20,001 - \$25,000 *	\$25,001 - \$30,000 *
0	0
\$30,001 - \$35,000 *	\$35,001 - \$40,000 *
0	0
\$40,001 - \$45,000 *	\$45,001 - \$50,000 *
1	0
\$50,001 - \$55,000 *	\$55,001 - \$60,000 *
0	0
\$60,001 - \$65,000 *	\$65,001 - \$70,000 *
0	0
\$70,001 - \$75,000 *	\$75,001 - \$80,000 *
0	0

\$80,001 - \$85,000 *

0

\$90,001 - \$95,000 *

0

Over \$100,000 *

0

\$85,001 - \$90,000 *

0

\$95,001 - \$100,000 *

0

Institution Information



**Bureau for Private
Postsecondary Education**
Department of Consumer Affairs

2020 Annual Report Program Data Workflow

(Printer Friendly Annual Report Instructions Document)

2020 BPPE Annual Report - Program - Institution Data

Complete one Program Data Workflow for EACH educational program offered (advertised) by the institution in the reporting year. If an institution offers the same program at the main location and a branch location, combine the data together and submit one Program Data Workflow for the program being reported.

1. Report Year *

2020

2. Institution Code *

Enter valid Institution Code (main location). Only entry of valid Institution Code will auto-populate the read-only Institution Name field in question #3.

57064558

3. Institution Name (auto-populated) *

If a valid Institution Code is entered in question #2, the Institution Name will auto-populate. If incorrect Institution Code is entered, you must clear out the Code field in question #2, then enter the correct Institution Code to re-fill the Institution Name with the correct Institution Name.

University of Arizona Global Campus

Program Name

2020 BPPE Annual Report - Program - Program Name

Display Instructions for #4 - #7 (Toggle)

Not Checked

4. Name of Program *

Psychology

5. Program Level? Indicate the academic level of the program you are entering, (e.g., Doctorate, Masters, Bachelor, Associate, Diploma/Certificate, Other). If you indicate 'Other', please enter the Program Level in #5a. *

Doctorate

6. Select the Classification of Instructional Programs (CIP) Code that applies to this educational program. Select from the dropdown list the code that most accurately corresponds to the educational program. (Optional)

7. Select all Standard Occupational Classification (SOC) Codes that apply to this program. Select all applicable codes from the dropdown list. (Optional)

Financial and Graduation

2020 BPPE Annual Report - Program - Financial Data and Graduation Rates

Display Instructions for #8 - #18 (Toggle)

Not Checked

8. Number of Degrees, Diplomas or
Certificates Awarded *

If none, indicate "0".

6

9. Total Charges for this Program *

\$76,384.00

10. The percentage of enrolled
students in the reporting year
receiving federal student loans to
pay for this program *

50

11. The percentage of graduates in
the reporting year who took out
federal student loans to pay for this
program *

24

12. Number of Students Who Began the Program *

If none, indicate "0".

0

13. Number of Students Available for Graduation *

If none, indicate "0".

0

14. Number of On-time Graduates *

If none, indicate "0".

0

15. Completion Rate

This is a calculated field based on #14 and #13.

16. 150% Graduates?

17. 150% Completion Rate

This is a calculated field based on #16 and #13.

18. Is the above data taken from the Integrated Postsecondary Education Data System (IPEDS) of the United States Department of Education? *

No

Placement Data

2020 BPPE Annual Report - Program - Placement Data

Display Instructions for #19 - #23 (Toggle)

Not Checked

19. Graduates Available for Employment *

If none, indicate "0".

6

20. Graduates Employed in the Field *

If none, indicate "0".

3

21. Placement Rate

This is a calculated field based on #17 and #18.

50

22. Graduates employed in the field...

22a. 20 to 29 hours per week *

If none, indicate "0".

0

22b. at least 30 hours per week *

If none, indicate "0".

3

23. Indicate the number of graduates employed...

23a. In a single position in the field of study *

If none, indicate "0".

3

23b. In concurrent aggregated positions in the field of study (2 or more positions at the same time) *

If none, indicate "0".

0

23c. Freelance/self-employed *

If none, indicate "0".

0

23d. By the institution or an employer owned by the institution, or an employer who shares ownership with the institution *

If none, indicate "0".

0

Allied Health

2020 BPPE Annual Report - Program - Allied Health Professionals

Display Instructions for #24-25 (Toggle)

Not Checked

24. Does this "Program" lead to a certificate or degree related to one or more of the following allied health professionals that requires clinical training? *

No

Exam Passage Rate

2020 BPPE Annual Report - Program - Exam Passage Rate

Display Instructions for #26 (Toggle)

Not Checked

26. Does this educational program lead to an occupation that requires State licensing? *

No

You have indicated "No" for question #22, please proceed to 'Salary Data'.

Salary Data

2020 BPPE Annual Report - Program - Salary Data

Display Instructions for #43-45 (Toggle)

Not Checked

43. Graduates Available for Employment

This field is auto-populated based on your entry in #17.

6

44. Graduates Employed in the Field

This field is auto-populated based on your entry in #18.

3

45. Graduates Employed in the Field Reported receiving the following Salary or Wage:

For graduates employed in the field, indicate their salaries/earnings below. **If there are none in any specific range, indicate "0."**

\$0 - \$5,000 *	\$5,001 - \$10,000 *
0	0
\$10,001 - \$15,000 *	\$15,001 - \$20,000 *
0	0
\$20,001 - \$25,000 *	\$25,001 - \$30,000 *
0	0
\$30,001 - \$35,000 *	\$35,001 - \$40,000 *
0	0
\$40,001 - \$45,000 *	\$45,001 - \$50,000 *
0	0
\$50,001 - \$55,000 *	\$55,001 - \$60,000 *
0	1
\$60,001 - \$65,000 *	\$65,001 - \$70,000 *
0	0
\$70,001 - \$75,000 *	\$75,001 - \$80,000 *
0	0

\$80,001 - \$85,000 *

0

\$90,001 - \$95,000 *

0

Over \$100,000 *

2

\$85,001 - \$90,000 *

0

\$95,001 - \$100,000 *

0